

For Research Use Only

# ACSS2 Recombinant antibody, PBS Only

Catalog Number: 84774-7-PBS



## Basic Information

<b>Catalog Number:</b> 84774-7-PBS	<b>GenBank Accession Number:</b> BC010141	<b>Purification Method:</b> Protein A purification
<b>Size:</b> 100ug, Concentration: 1 mg/ml by Nanodrop;	<b>GeneID (NCBI):</b> 55902	<b>CloneNo.:</b> 242253C6
<b>Source:</b> Rabbit	<b>UNIPROT ID:</b> Q9NR19	
<b>Isotype:</b> IgG	<b>Full Name:</b> acyl-CoA synthetase short-chain family member 2	
<b>Immunogen Catalog Number:</b> AG9121	<b>Calculated MW:</b> 701 aa, 79 kDa	
	<b>Observed MW:</b> 79 kDa	

## Applications

**Tested Applications:**  
WB, FC (Intra), Indirect ELISA

**Species Specificity:**  
human, mouse, rat

## Background Information

Acetyl-CoA Synthetase 2 (ACSS2) is also named as acyl-CoA synthetase short-chain family member 2. Acetyl-CoA Synthetase 2 (ACSS2) is responsible for lipogenesis by synthesizing acetyl-CoA from acetate for lipogenesis and promotes acetylation in nuclear (PMID: 29444517). It is also required for cell migration and invasion in renal cell carcinoma (RCC) through the promotion of autophagy (PMID: 29281714).

## Storage

**Storage:**  
Store at -80°C.

**Storage Buffer:**  
PBS Only


For technical support and original validation data for this product please contact:

T: 1 (888) 4PTGLAB (1-888-478-4522) (toll free in USA), or 1(312) 455-8498 (outside USA)

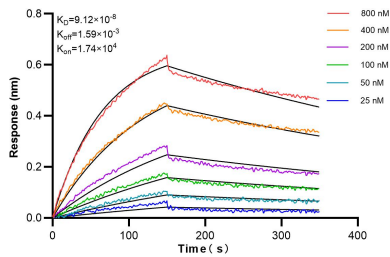
E: [proteintech@ptglab.com](mailto:proteintech@ptglab.com)  
W: [ptglab.com](http://ptglab.com)

**This product is exclusively available under Proteintech Group brand and is not available to purchase from any other manufacturer.**

## Selected Validation Data

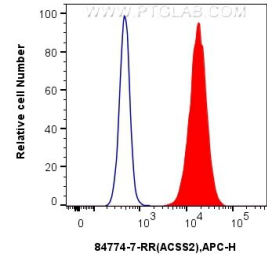


Various lysates were subjected to SDS PAGE followed by western blot with 84774-7-RR (ACSS2 antibody) at dilution of 1:10000 incubated at room temperature for 1.5 hours. This data was developed using the same antibody clone with 84774-7-PBS in a different storage buffer formulation.



Biolayer interferometry (BLI) kinetic assays of 84774-7-RR against Human ACSS2 were performed. The affinity constant is 91.2 nM.

1x10<sup>6</sup> Caco-2 cells were intracellularly stained with 0.25 ug ACSS2 Recombinant antibody (84774-7-RR, Clone:242253C6) and APC-Conjugated Goat Anti-Rabbit IgG(H+L) (red), or 0.25 ug Rabbit IgG Isotype Control Recombinant Antibody (98136-1-RR, Clone: 240953C9) (blue). Cells were fixed with 4% PFA and permeabilized with Flow Cytometry Perm Buffer (PF00011-C). This data was developed using the same antibody clone with 84774-7-PBS in a different storage



1x10<sup>6</sup> HepG2 cells were intracellularly stained with 0.25 ug ACSS2 Recombinant antibody (84774-7-RR, Clone:242253C6) and APC-Conjugated Goat Anti-Rabbit IgG(H+L) (red), or 0.25 ug Rabbit IgG Isotype Control Recombinant Antibody (98136-1-RR, Clone: 240953C9) (blue). Cells were fixed with 4% PFA and permeabilized with Flow Cytometry Perm Buffer (PF00011-C). This data was developed using the same antibody clone with 84774-7-PBS in a different storage