

For Research Use Only

Mouse Transferrin R Recombinant antibody, PBS Only (Detector)

Catalog Number: 84766-2-PBS



Basic Information

Catalog Number: 84766-2-PBS	GenBank Accession Number: NM_011638.4	Purification Method: Protein A purification
Size: 100ug , Concentration: 1 mg/ml by Nanodrop;	GeneID (NCBI): 22042	CloneNo.: 242122F12
Source: Rabbit	UNIPROT ID: Q62351	
Isotype: IgG	Full Name: transferrin receptor	
	Calculated MW: 86kDa	

Applications

Tested Applications:
Cytometric bead array, Sandwich ELISA, Indirect ELISA, Sample test

Species Specificity:
mouse

Product Information

84766-2-PBS targets Transferrin R as part of a matched antibody pair:

MP01565-1: 84766-1-PBS capture and 84766-2-PBS detection (validated in Cytometric bead array, Sandwich ELISA)

Unconjugated rabbit recombinant monoclonal antibody in PBS only (BSA and azide free) storage buffer at a concentration of 1 mg/mL, ready for conjugation. Created using Proteintech's proprietary in-house recombinant technology. Recombinant production enables unrivalled batch-to-batch consistency, easy scale-up, and future security of supply.

This conjugation ready format makes antibodies ideal for use in many applications including: ELISAs, multiplex assays requiring matched pairs, mass cytometry, and multiplex imaging applications. Antibody use should be optimized by the end user for each application and assay.

Storage

Storage:
Store at -80°C.
Storage Buffer:
PBS Only

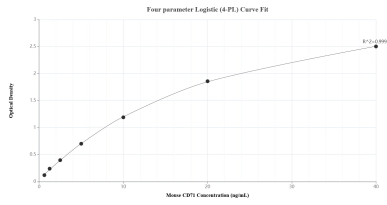
For technical support and original validation data for this product please contact:

T: 1 (888) 4PTGLAB (1-888-478-4522) (toll free in USA), or 1(312) 455-8498 (outside USA)

E: proteintech@ptglab.com
W: ptglab.com

This product is exclusively available under Proteintech Group brand and is not available to purchase from any other manufacturer.

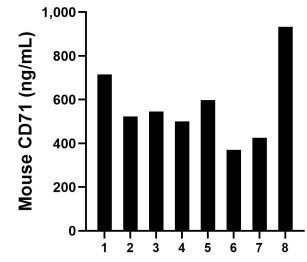
Selected Validation Data



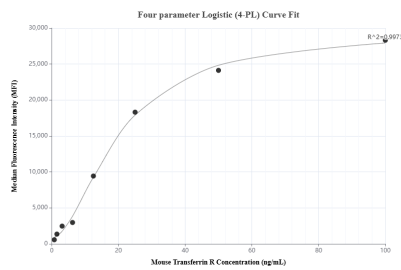
Sandwich ELISA standard curve of MP01565-1, Mouse CD71 Recombinant Matched Antibody Pair - PBS only. 84766-1-PBS was coated to a plate as the capture antibody and incubated with serial dilutions of standard Eg1064. 84766-2-PBS was HRP conjugated as the detection antibody. Range: 0.625-40 ng/mL



The mean CD71 concentration was determined to be 36.82 ng/mL in mouse spleen cell extract based on a 2.90 mg/mL extract load and 28.26 ng/mL in RAW 264.7 cell extract based on a 1.30 mg/mL extract load.



Serum of eight mice was measured. The CD71 concentration of detected samples was determined to be 576.45 ng/mL with a range of 370.91-932.73 ng/mL.



Cytometric bead array standard curve of MP01565-1, MOUSE CD71 Recombinant Matched Antibody Pair, PBS Only. Capture antibody: 84766-1-PBS. Detection antibody: 84766-2-PBS. Standard: Eg1064. Range: 0.781-100 ng/mL