

For Research Use Only

MGEA5 Recombinant antibody, PBS Only (Detector)

Catalog Number: 84722-3-PBS



Basic Information

Catalog Number: 84722-3-PBS	GenBank Accession Number: BC039583	Purification Method: Protein A purification
Size: 100ug , Concentration: 1 mg/ml by Nanodrop;	GeneID (NCBI): 10724	CloneNo.: 242263E4
Source: Rabbit	UNIPROT ID: O60502	
Isotype: IgG	Full Name: meningioma expressed antigen 5 (hyaluronidase)	
Immunogen Catalog Number: AG6405	Calculated MW: 103 kDa	

Applications

Tested Applications:
Cytometric bead array, Sandwich ELISA, Indirect ELISA, Sample test

Species Specificity:
human

Product Information

84722-3-PBS targets MGEA5 as part of a matched antibody pair:

MP01507-2: 84722-2-PBS capture and 84722-3-PBS detection (validated in Cytometric bead array, Sandwich ELISA)

Unconjugated rabbit recombinant monoclonal antibody in PBS only (BSA and azide free) storage buffer at a concentration of 1 mg/mL, ready for conjugation. Created using Proteintech's proprietary in-house recombinant technology. Recombinant production enables unrivalled batch-to-batch consistency, easy scale-up, and future security of supply.

This conjugation ready format makes antibodies ideal for use in many applications including: ELISAs, multiplex assays requiring matched pairs, mass cytometry, and multiplex imaging applications. Antibody use should be optimized by the end user for each application and assay.

Storage

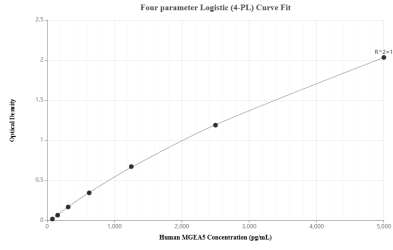
Storage:
Store at -80°C.

Storage Buffer:
PBS Only

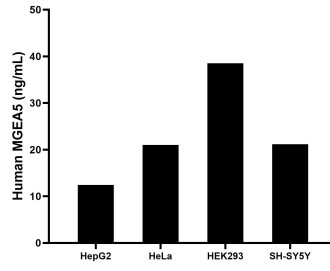
For technical support and original validation data for this product please contact:
T: 1 (888) 4PTGLAB (1-888-478-4522) (toll free in USA), or 1(312) 455-8498 (outside USA) E: proteintech@ptglab.com W: ptglab.com

This product is exclusively available under Proteintech Group brand and is not available to purchase from any other manufacturer.

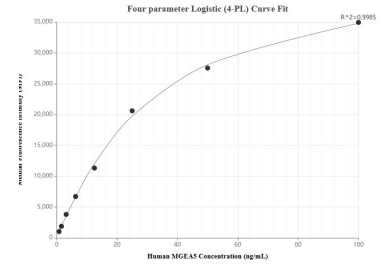
Selected Validation Data



Sandwich ELISA standard curve of MP01507-2, Human MGEA5 Recombinant Matched Antibody Pair - PBS only. 84722-2-PBS was coated to a plate as the capture antibody and incubated with serial dilutions of standard Ag6405. 84722-3-PBS was HRP conjugated as the detection antibody. Range: 78.1-5000 pg/mL



The mean MGEA5 concentration was determined to be 12.41 ng/mL in HepG2 cell extract based on a 2.3 mg/mL extract load, 21.01 ng/mL in HeLa cell extract based on a 1.0 mg/mL extract load, 38.53 ng/mL in HEK-293 cell extract based on a 1.2 mg/mL extract load and 21.16 ng/mL in SH-SY5Y cell extract based on a 1.0 mg/mL extract load.



Cytometric bead array standard curve of MP01507-2, MGEA5 Recombinant Matched Antibody Pair, PBS Only. Capture antibody: 84722-2-PBS. Detection antibody: 84722-3-PBS. Standard: Ag6405. Range: 0.781-100 ng/mL