

For Research Use Only

Ubiquilin 1 Recombinant antibody

Catalog Number: 84649-2-RR



Basic Information

Catalog Number: 84649-2-RR	GenBank Accession Number: BC010066	Purification Method: Protein A purification
Size: 100ul , Concentration: 1000 µg/ml by Nanodrop;	GeneID (NCBI): 29979	CloneNo.: 242092E9
Source: Rabbit	UNIPROT ID: Q9UMX0	Recommended Dilutions: WB 1:5000-1:50000 IF/ICC 1:125-1:500
Isotype: IgG	Full Name: ubiquilin 1	
Immunogen Catalog Number: AG17530	Calculated MW: 589 aa, 63 kDa	
	Observed MW: 63-71 kDa	

Applications

Tested Applications: WB, IF/ICC, ELISA	Positive Controls: WB : MCF-7 cells, MOLT-4 cells, T-47D cells, L02 cells IF/ICC : HeLa cells,
Species Specificity: human	

Background Information

UBQLN1, also known as DSK2 or Ubiquilin 1, is an ubiquitin-like protein that contains a N-terminal ubiquitin-like domain and a C-terminal ubiquitin-associated domain. They physically associate with both proteasomes and ubiquitin ligases, and thus are thought to functionally link the ubiquitination machinery to the proteasome to affect in vivo protein degradation. Ubiquilin has also been shown to modulate accumulation of presenilin proteins, and is found in lesions associated with Alzheimer's and Parkinson's disease. Two transcript variants encoding different isoforms have been found for this gene. Higher levels of ubiquilin-1 in the brain decreased malformation of the APP molecule which plays a key role in triggering Alzheimer's disease. Conversely, lower levels of ubiquilin-1 in the brain were associated with increased malformation of APP (PMID: 21852239). This antibody detects 70kD band of UBQLN1.

Storage

Storage:
Store at -20°C. Stable for one year after shipment.
Storage Buffer:
PBS with 0.02% sodium azide and 50% glycerol pH 7.3.
Aliquoting is unnecessary for -20°C storage

*** 20ul sizes contain 0.1% BSA


For technical support and original validation data for this product please contact:

T: 1 (888) 4PTGLAB (1-888-478-4522) (toll free
in USA), or 1(312) 455-8498 (outside USA)

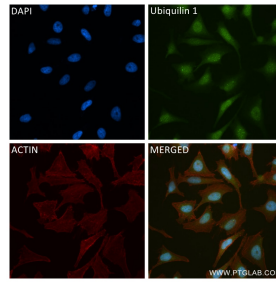
E: proteintech@ptglab.com
W: ptglab.com

This product is exclusively available under Proteintech Group brand and is not available to purchase from any other manufacturer.

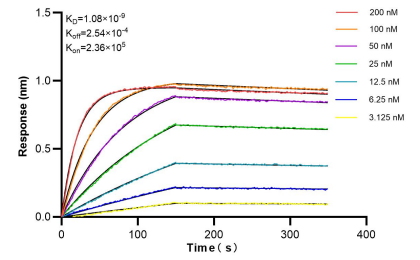
Selected Validation Data



Various lysates were subjected to SDS PAGE followed by western blot with 84649-2-RR (Ubiquilin 1 antibody) at dilution of 1:10000 incubated at room temperature for 1.5 hours.



Immunofluorescent analysis of (4% PFA) fixed HeLa cells using Ubiquilin 1 antibody (84649-2-RR, Clone: 242092E9) at dilution of 1:250 and CoraLite®488-Conjugated Goat Anti-Rabbit IgG(H+L) (SA00013-2), CL594-Phalloidin (red).



Bi-layer interferometry (BLI) kinetic assays of 84649-2-RR against Human Ubiquilin 1 were performed. The affinity constant is 1.08 nM.