

For Research Use Only

# CD31 Recombinant antibody

Catalog Number: 84607-4-RR



## Basic Information

<b>Catalog Number:</b> 84607-4-RR	<b>GenBank Accession Number:</b> NM_001305157.1	<b>Purification Method:</b> Protein A purification
<b>Size:</b> 100ul , Concentration: 1000 ug/ml by Nanodrop;	<b>GeneID (NCBI):</b> 18613	<b>CloneNo.:</b> 242041E12
<b>Source:</b> Rabbit	<b>UNIPROT ID:</b> Q08481-1	<b>Recommended Dilutions:</b> WB 1:500-1:2000 IF/ICC 1:200-1:800
<b>Isotype:</b> IgG	<b>Full Name:</b> platelet/endothelial cell adhesion molecule 1	
	<b>Calculated MW:</b> 81 kDa	
	<b>Observed MW:</b> 100-130 kDa	

## Applications

<b>Tested Applications:</b> WB, IF/ICC, ELISA	<b>Positive Controls:</b> WB : bEnd.3 cells, mouse lung tissue
<b>Species Specificity:</b> mouse	<b>IF/ICC :</b> bEnd.3 cells,

## Background Information

Platelet endothelial cell adhesion molecule-1 (PECAM-1, CD31) is a member of the immunoglobulin gene superfamily of cell adhesion molecules. CD31 is a transmembrane glycoprotein that is highly expressed on the surface of the endothelium, making up a large portion of its intracellular junctions. PECAM-1 is also present on the surface of hematopoietic cells and immune cells including platelets, monocytes, neutrophils, natural killer cells, megakaryocytes and some types of T-cell (PMID: 9011572). As well as its role in cell-cell adhesion, PECAM-1 functions as a signaling receptor, and is involved in important physiological events such as nitric oxide production, regulation of T-cell immunity and tolerance, leukocyte transendothelial migration and inflammation and angiogenesis (PMID: 21183735; 20978210; 17872453; 20634489).

## Storage

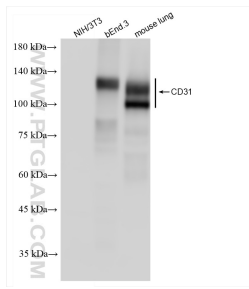
**Storage:**  
Store at -20°C. Stable for one year after shipment.  
**Storage Buffer:**  
PBS with 0.02% sodium azide and 50% glycerol pH 7.3.  
Aliquoting is unnecessary for -20°C storage

\*\*\* 20ul sizes contain 0.1% BSA

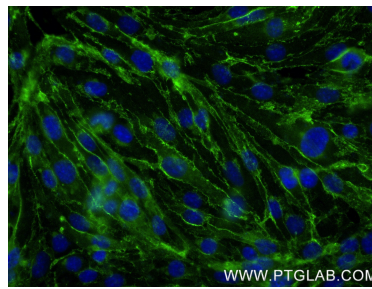
For technical support and original validation data for this product please contact:  
T: 1 (888) 4PTGLAB (1-888-478-4522) (toll free in USA), or 1(312) 455-8498 (outside USA)  
E: proteintech@ptglab.com  
W: ptglab.com

This product is exclusively available under Proteintech Group brand and is not available to purchase from any other manufacturer.

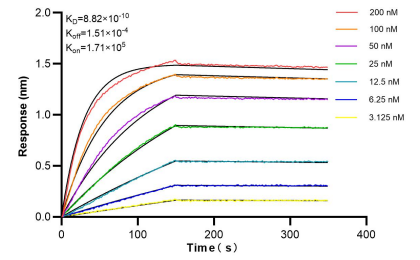
## Selected Validation Data



Various lysates were subjected to SDS PAGE followed by western blot with 84607-4-RR (CD31 antibody) at dilution of 1:1000 incubated at room temperature for 1.5 hours.



Immunofluorescent analysis of (4% PFA) fixed bEnd.3 cells using CD31/PECAM-1 antibody (84607-4-RR, Clone: 242041E12) at dilution of 1:400 and CoraLite®488-Conjugated Goat Anti-Rabbit IgG(H+L) (SA00013-2).



Bi-layer interferometry (BLI) kinetic assays of 84607-4-RR against Mouse CD31 were performed. The affinity constant is 0.882 nM.