

For Research Use Only

# CD268/BAFF-R Recombinant antibody, PBS Only (Capture)

Catalog Number: 84585-1-PBS



## Basic Information

<b>Catalog Number:</b> 84585-1-PBS	<b>GenBank Accession Number:</b> BC105123	<b>Purification Method:</b> Protein A purification
<b>Size:</b> 100ug, Concentration: 1 mg/ml by Nanodrop;	<b>GeneID (NCBI):</b> 115650	<b>CloneNo.:</b> 242003C3
<b>Source:</b> Rabbit	<b>UNIPROT ID:</b> Q96RJ3	
<b>Isotype:</b> IgG	<b>Full Name:</b> tumor necrosis factor receptor superfamily, member 13C	
	<b>Calculated MW:</b> 184 aa, 19 kDa	

## Applications

**Tested Applications:**  
Cytometric bead array, Indirect ELISA

**Species Specificity:**  
human

## Product Information

84585-1-PBS targets CD268/BAFF-R as part of a matched antibody pair:

MP01419-1: 84585-1-PBS capture and 84585-3-PBS detection (validated in Cytometric bead array)

MP01419-2: 84585-1-PBS capture and 84585-2-PBS detection (validated in Cytometric bead array)

Unconjugated rabbit recombinant monoclonal antibody in PBS only (BSA and azide free) storage buffer at a concentration of 1 mg/mL, ready for conjugation. Created using Proteintech's proprietary in-house recombinant technology. Recombinant production enables unrivalled batch-to-batch consistency, easy scale-up, and future security of supply.

This conjugation ready format makes antibodies ideal for use in many applications including: ELISAs, multiplex assays requiring matched pairs, mass cytometry, and multiplex imaging applications. Antibody use should be optimized by the end user for each application and assay.

## Background Information

B-cell-activating factor receptor (BAFF-R, also known as CD268 and TNFRSF13C) is a member of the tumor necrosis factor receptor (TNFR) superfamily. It is expressed in most malignant B cells, including those in primary central nervous system lymphoma (PCNSL), and is involved in the survival and proliferation of these cells (PMID: 32528875). The interaction of BAFF with BAFF-R promotes NF- $\kappa$ B activation, which plays a crucial role in B-cell maturation, survival, and costimulation of T-cell activation and proliferation (PMID: 30349534). Additionally, BAFF-R is associated with chronic kidney disease (CKD) by activating NF- $\kappa$ B signaling in renal tubular epithelial cells (PMID: 38791453).

## Storage

**Storage:**  
Store at -80°C.  
**Storage Buffer:**  
PBS Only

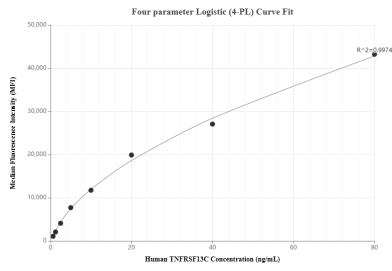
For technical support and original validation data for this product please contact:

T: 1 (888) 4PTGLAB (1-888-478-4522) (toll free  
in USA), or 1(312) 455-8498 (outside USA)

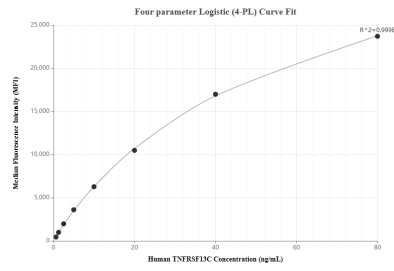
E: [proteintech@ptglab.com](mailto:proteintech@ptglab.com)  
W: [ptglab.com](http://ptglab.com)

**This product is exclusively available under Proteintech Group brand and is not available to purchase from any other manufacturer.**

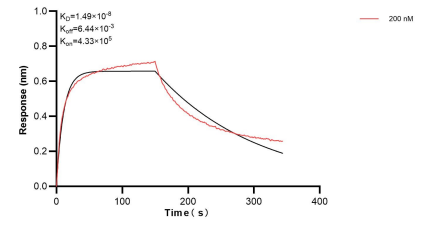
## Selected Validation Data



Cytometric bead array standard curve of MP01419-1, TNFRSF13C Recombinant Matched Antibody Pair, PBS Only. Capture antibody: 84585-1-PBS. Detection antibody: 84585-3-PBS. Standard: Eg1922. Range: 0.625-80 ng/mL.



Cytometric bead array standard curve of MP01419-2, TNFRSF13C Recombinant Matched Antibody Pair, PBS Only. Capture antibody: 84585-1-PBS. Detection antibody: 84585-2-PBS. Standard: Eg1922. Range: 0.625-80 ng/mL.



Bi-layer interferometry (BLI) kinetic assay of 84585-1-PBS against Human TNFRSF13C was performed. The affinity constant is 14.9 nM.