

For Research Use Only

FPR2 Recombinant antibody, PBS Only (Detector)

Catalog Number: 84579-2-PBS



Basic Information

Catalog Number: 84579-2-PBS	GenBank Accession Number: BC029125	Purification Method: Protein A purification
Size: 100ug, Concentration: 1 mg/ml by Nanodrop;	GeneID (NCBI): 2358	CloneNo.: 241883C12
Source: Rabbit	UNIPROT ID: P25090	
Isotype: IgG	Full Name: formyl peptide receptor 2	
Immunogen Catalog Number: AG34304	Calculated MW: 351 aa, 39 kDa	

Applications

Tested Applications:
Cytometric bead array, Sandwich ELISA, Indirect ELISA, Sample test

Species Specificity:
human

Product Information

84579-2-PBS targets FPR2 as part of a matched antibody pair.

MP01402-2: 84579-1-PBS capture and 84579-2-PBS detection (validated in Cytometric bead array, Sandwich ELISA)

Unconjugated rabbit recombinant monoclonal antibody in PBS only (BSA and azide free) storage buffer at a concentration of 1 mg/mL, ready for conjugation. Created using Proteintech's proprietary in-house recombinant technology. Recombinant production enables unrivalled batch-to-batch consistency, easy scale-up, and future security of supply.

This conjugation ready format makes antibodies ideal for use in many applications including: ELISAs, multiplex assays requiring matched pairs, mass cytometry, and multiplex imaging applications. Antibody use should be optimized by the end user for each application and assay.

Storage

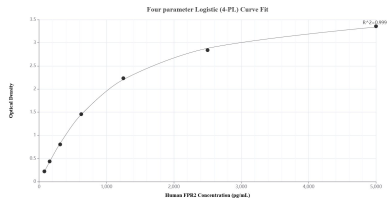
Storage:
Store at -80°C.

Storage Buffer:
PBS Only

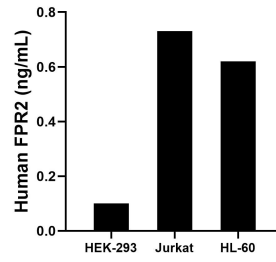
For technical support and original validation data for this product please contact:
T: 1 (888) 4PTGLAB (1-888-478-4522) (toll free in USA), or 1(312) 455-8498 (outside USA) E: proteintech@ptglab.com W: ptglab.com

This product is exclusively available under Proteintech Group brand and is not available to purchase from any other manufacturer.

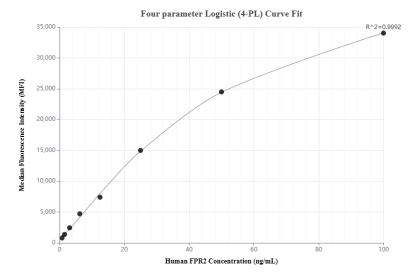
Selected Validation Data



Sandwich ELISA standard curve of MP01402-2, Human FPR2 Recombinant Matched Antibody Pair - PBS only. 84579-1-PBS was coated to a plate as the capture antibody and incubated with serial dilutions of standard Ag34304. 84579-2-PBS was HRP conjugated as the detection antibody. Range: 78.1-5000 pg/mL



The mean FPR2 concentration was determined to be 0.1 ng/mL in HEK-293 cell extract based on a 1.5 mg/mL extract load, 0.7 ng/mL in Jurkat cell extract based on a 4.2 mg/mL extract load and 0.6 ng/mL in HL-60 cell extract based on a 1.4 mg/mL extract load.



Cytometric bead array standard curve of MP01402-2, FPR2 Recombinant Matched Antibody Pair, PBS Only. Capture antibody: 84579-1-PBS. Detection antibody: 84579-2-PBS. Standard: Ag34304. Range: 0.781-100 ng/mL