

For Research Use Only

FADS2-Specific Recombinant antibody, PBS Only

Catalog Number: 84527-4-PBS



Basic Information

Catalog Number: 84527-4-PBS	GenBank Accession Number: BC009011	Purification Method: Protein A purification
Size: 100ug , Concentration: 1 mg/ml by Nanodrop;	GeneID (NCBI): 9415	CloneNo.: 241863D2
Source: Rabbit	UNIPROT ID: O95864	
Isotype: IgG	Full Name: fatty acid desaturase 2	
Immunogen Catalog Number: AG27715	Calculated MW: 445 aa, 49 kDa	
	Observed MW: 45 kDa	

Applications

Tested Applications:
WB, Indirect ELISA

Species Specificity:
human, mouse, rat

Background Information

Fatty acid desaturase 2 (FADS2) is responsible for the first desaturation reaction in the synthesis of highly unsaturated fatty acids (HUFAs), such as arachidonic acid (20:4n-6) and eicosapentaenoic acid (20:5n-3), and is involved in Mead acid (20:3n-9) production during essential fatty acid deficiency (EFAD) (PMID: 29353041). This is important when temperatures changes and the membrane is under distress. It has 4 isoforms produced by alternative splicing.

Storage

Storage:
Store at -80°C.
Storage Buffer:
PBS Only

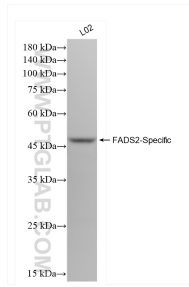
For technical support and original validation data for this product please contact:

T: 1 (888) 4PTGLAB (1-888-478-4522) (toll free
in USA), or 1(312) 455-8498 (outside USA)

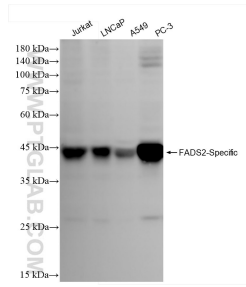
E: proteintech@ptglab.com
W: ptglab.com

This product is exclusively available under Proteintech Group brand and is not available to purchase from any other manufacturer.


Selected Validation Data



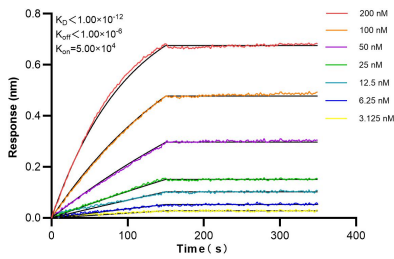
L02 cells were subjected to SDS PAGE followed by western blot with 84527-4-RR (FADS2-Specific antibody) at dilution of 1:10000 incubated at room temperature for 1.5 hours. This data was developed using the same antibody clone with 84527-4-PBS in a different storage buffer formulation.



Various lysates were subjected to SDS PAGE followed by western blot with 84527-4-RR (FADS2-Specific antibody) at dilution of 1:10000 incubated at room temperature for 1.5 hours. This data was developed using the same antibody clone with 84527-4-PBS in a different storage buffer formulation.



Various lysates were subjected to SDS PAGE followed by western blot with 84527-4-RR (FADS2-Specific antibody) at dilution of 1:10000 incubated at room temperature for 1.5 hours. This data was developed using the same antibody clone with 84527-4-PBS in a different storage buffer formulation.



Biolayer interferometry (BLI) kinetic assays of 84527-4-RR against Human FADS2-Specific were performed. The affinity constant is below 1 pM.