

For Research Use Only

# CD63 Recombinant antibody, PBS Only (Capture)

Catalog Number: 84507-3-PBS



## Basic Information

<b>Catalog Number:</b> 84507-3-PBS	<b>GenBank Accession Number:</b> BC002349	<b>Purification Method:</b> Protein A purification
<b>Size:</b> 100ug , Concentration: 1 mg/ml by Nanodrop;	<b>GeneID (NCBI):</b> 967	<b>CloneNo.:</b> 241964E10
<b>Source:</b> Rabbit	<b>UNIPROT ID:</b> P08962	
<b>Isotype:</b> IgG	<b>Full Name:</b> CD63 molecule	
	<b>Calculated MW:</b> 26 kDa	

## Applications

**Tested Applications:**  
Cytometric bead array, Sandwich ELISA, Indirect ELISA,  
Sample test

**Species Specificity:**  
human

## Product Information

84507-3-PBS targets CD63 as part of a matched antibody pair:

MP01370-1: 84507-3-PBS capture and 84507-1-PBS detection (validated in Cytometric bead array, Sandwich ELISA)

Unconjugated rabbit recombinant monoclonal antibody in PBS only (BSA and azide free) storage buffer at a concentration of 1 mg/mL, ready for conjugation. Created using Proteintech's proprietary in-house recombinant technology. Recombinant production enables unrivalled batch-to-batch consistency, easy scale-up, and future security of supply.

This conjugation ready format makes antibodies ideal for use in many applications including: ELISAs, multiplex assays requiring matched pairs, mass cytometry, and multiplex imaging applications. Antibody use should be optimized by the end user for each application and assay.

## Storage

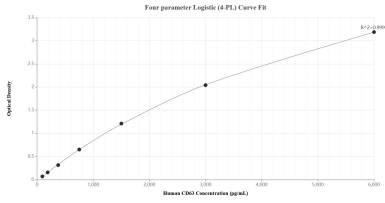
**Storage:**  
Store at -80°C.

**Storage Buffer:**  
PBS Only

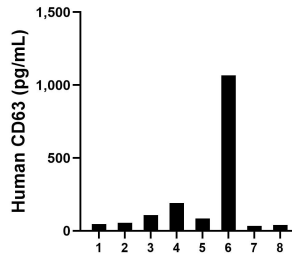
For technical support and original validation data for this product please contact:  
T: 1 (888) 4PTGLAB (1-888-478-4522) (toll free in USA), or 1(312) 455-8498 (outside USA)      E: proteintech@ptglab.com  
W: ptglab.com

This product is exclusively available under Proteintech Group brand and is not available to purchase from any other manufacturer.

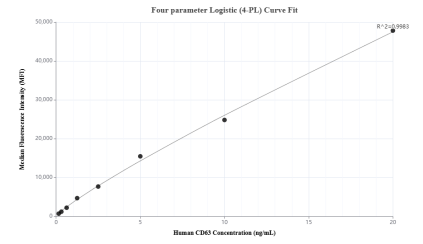
## Selected Validation Data



Sandwich ELISA standard curve of MP01370-1, Human CD63 Recombinant Matched Antibody Pair - PBS only. 84507-3-PBS was coated to a plate as the capture antibody and incubated with serial dilutions of standard Eg2064. 84507-1-PBS was HRP conjugated as the detection antibody. Range: 93.8-6000 pg/mL



Serum of eight individual healthy human donors was measured. The CD63 concentration of detected samples was determined to be 259.0 pg/mL with a range of 46.2-1,067.1 pg/mL.



Cytometric bead array standard curve of MP01370-1, CD63 Recombinant Matched Antibody Pair, PBS Only. Capture antibody: 84507-3-PBS. Detection antibody: 84507-1-PBS. Standard: Eg2064. Range: 0.156-20 ng/mL