

For Research Use Only

GSR Recombinant antibody, PBS Only (Capture/Detector)

Catalog Number: 84480-1-PBS



Basic Information

| | | |
|--|--|---|
| Catalog Number: 84480-1-PBS | GenBank Accession Number: BC069244 | Purification Method: Protein A purification |
| Size: 100ug, Concentration: 1 mg/ml by Nanodrop; | GeneID (NCBI): 2936 | CloneNo.: 241934B12 |
| Source: Rabbit | UNIPROT ID: P00390 | |
| Isotype: IgG | Full Name: glutathione reductase | |
| Immunogen Catalog Number: AG13080 | Calculated MW: 522 aa, 56 kDa | |

Applications

Tested Applications:
Cytometric bead array, Sandwich ELISA, Indirect ELISA, Sample test

Species Specificity:
human

Product Information

84480-1-PBS targets GSR as part of a matched antibody pair:

MP01316-1: 84480-2-PBS capture and 84480-1-PBS detection (validated in Cytometric bead array)

MP01316-3: 84480-1-PBS capture and 84480-3-PBS detection (validated in Cytometric bead array, Sandwich ELISA)

Unconjugated rabbit recombinant monoclonal antibody in PBS only (BSA and azide free) storage buffer at a concentration of 1 mg/mL, ready for conjugation. Created using Proteintech's proprietary in-house recombinant technology. Recombinant production enables unrivalled batch-to-batch consistency, easy scale-up, and future security of supply.

This conjugation ready format makes antibodies ideal for use in many applications including: ELISAs, multiplex assays requiring matched pairs, mass cytometry, and multiplex imaging applications. Antibody use should be optimized by the end user for each application and assay.

Storage

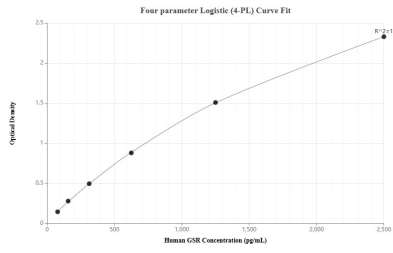
Storage:
Store at -80°C.

Storage Buffer:
PBS Only

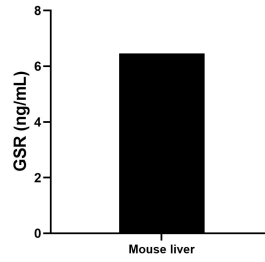
For technical support and original validation data for this product please contact:
T: 1 (888) 4PTGLAB (1-888-478-4522) (toll free in USA), or 1(312) 455-8498 (outside USA) E: proteintech@ptglab.com
W: ptglab.com

This product is exclusively available under Proteintech Group brand and is not available to purchase from any other manufacturer.

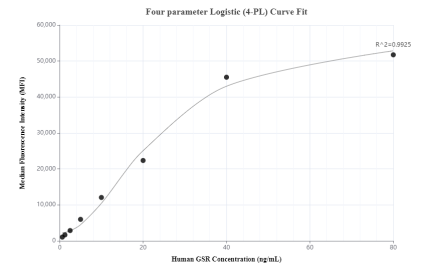
Selected Validation Data



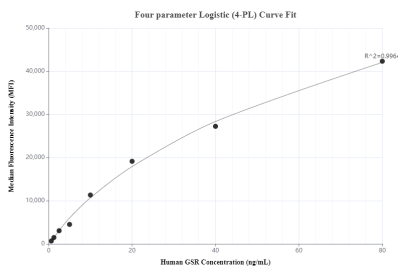
Sandwich ELISA standard curve of MP01316-3, Human GSR Recombinant Matched Antibody Pair - PBS only. 84480-1-PBS was coated to a plate as the capture antibody and incubated with serial dilutions of standard Ag13080. 84480-3-PBS was HRP conjugated as the detection antibody. Range: 78.1-2500 pg/mL



The mean GSR concentration was determined to be 6.46 ng/mL in mouse liver tissue extract based on 3.7 mg/mL extract load.



Cytometric bead array standard curve of MP01316-1, GSR Recombinant Matched Antibody Pair, PBS Only. Capture antibody: 84480-2-PBS. Detection antibody: 84480-1-PBS. Standard: Ag13080. Range: 0.625-80 ng/mL



Cytometric bead array standard curve of MP01316-3, GSR Recombinant Matched Antibody Pair, PBS Only. Capture antibody: 84480-1-PBS. Detection antibody: 84480-3-PBS. Standard: Ag13080. Range: 0.625-80 ng/mL