

For Research Use Only

ADAMTS2 Recombinant antibody

Catalog Number: 84476-6-RR



Basic Information

Catalog Number: 84476-6-RR	GenBank Accession Number: NM_014244	Purification Method: Protein A purification
Size: 100ul , Concentration: 1000 µg/ml by Nanodrop;	GeneID (NCBI): 9509	CloneNo.: 241860B8
Source: Rabbit	UNIPROT ID: O95450	Recommended Dilutions: WB 1:5000-1:50000 IF/ICC 1:125-1:500
Isotype: IgG	Full Name: ADAM metalloproteinase with thrombospondin type 1 motif, 2	
Immunogen Catalog Number: AG34957	Calculated MW: 135 kDa	
	Observed MW: 110-130 kDa	

Applications

Tested Applications: WB, IF/ICC, ELISA	Positive Controls:
Species Specificity: human	WB : A431 cells, COLO 205 cells, PC-3 cells, HT-1080 cells IF/ICC : A431 cells,

Background Information

A disintegrin and metalloproteinase with thrombospondin motifs 2 (ADAMTS-2) is a metalloproteinase that plays a key role in the processing of fibrillar procollagen precursors into mature collagen molecules by excising the amino-propeptide. ADAMTS-2 can, like the procollagen C-proteinases, be regulated by transforming growth factor- β 1 (TGF- β 1), with implications for mechanisms whereby this growth factor effects net increases in formation of extracellular matrix. Mutations in the ADAMTS-2 gene cause dermatosparaxis in human (dermatosparactic type of Ehlers-Danlos syndrome, also known as Ehlers-Danlos syndrome type VIIC). Human ADAMTS-2 has eight potential sites for Asn-linked glycosylation and other mammals (PMID: 16046392, 12646579).

Storage

Storage:
Store at -20°C. Stable for one year after shipment.
Storage Buffer:
PBS with 0.02% sodium azide and 50% glycerol pH 7.3.
Aliquoting is unnecessary for -20°C storage

*** 20ul sizes contain 0.1% BSA

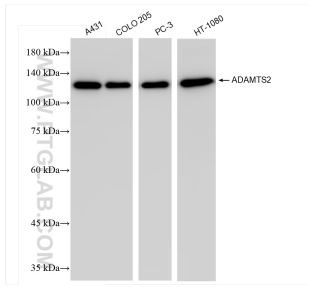
For technical support and original validation data for this product please contact:

T: 1 (888) 4PTGLAB (1-888-478-4522) (toll free in USA), or 1(312) 455-8498 (outside USA)

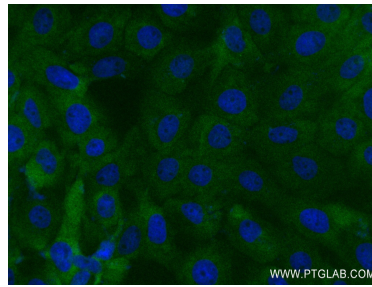
E: proteintech@ptglab.com
W: ptglab.com

This product is exclusively available under Proteintech Group brand and is not available to purchase from any other manufacturer.

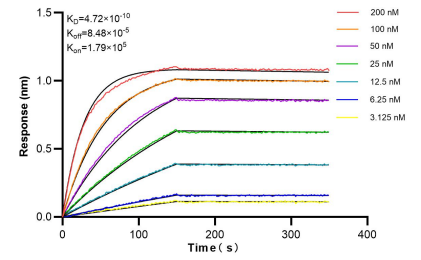
Selected Validation Data



Various lysates were subjected to SDS PAGE followed by western blot with 84476-6-RR (ADAMTS2 antibody) at dilution of 1:10000 incubated at room temperature for 1.5 hours.



Immunofluorescent analysis of (4% PFA) fixed A431 cells using ADAMTS2 antibody (84476-6-RR, Clone: 241860B8) at dilution of 1:250 and CoraLite®488-Conjugated Goat Anti-Rabbit IgG(H+L) (SA00013-2).



Bi-layer interferometry (BLI) kinetic assays of 84476-6-RR against Human ADAMTS2 were performed. The affinity constant is 0.472 nM.