

For Research Use Only

# VCAM-1/CD106 Recombinant antibody

Catalog Number: 84249-4-RR



## Basic Information

<b>Catalog Number:</b> 84249-4-RR	<b>GenBank Accession Number:</b> NM_001078.4	<b>Purification Method:</b> Protein A purification
<b>Size:</b> 100ul , Concentration: 1000 µg/ml by Nanodrop;	<b>GeneID (NCBI):</b> 7412	<b>CloneNo.:</b> 241284B2
<b>Source:</b> Rabbit	<b>UNIPROT ID:</b> P19320-1	<b>Recommended Dilutions:</b> WB 1:5000-1:50000 IHC 1:500-1:2000
<b>Isotype:</b> IgG	<b>Full Name:</b> vascular cell adhesion molecule 1	
	<b>Calculated MW:</b> 81 kDa	
	<b>Observed MW:</b> 100 kDa	

## Applications

<b>Tested Applications:</b> WB, IHC, ELISA	<b>Positive Controls:</b>
<b>Species Specificity:</b> human	<b>WB :</b> TNF alpha treated HUVEC cells, <b>IHC :</b> human tonsillitis tissue,

**Note-IHC: suggested antigen retrieval with TE buffer pH 9.0; (\*) Alternatively, antigen retrieval may be performed with citrate buffer pH 6.0**

## Background Information

Vascular cell adhesion molecule 1 (VCAM1), also known as CD106, is a 110-kDa transmembrane glycoprotein belonging to the immunoglobulin gene superfamily. VCAM1 is expressed by cytokine-activated endothelium, interacts with integrin VLA4 ( $\alpha 4\beta 1$ ) present on the surface of leukocytes, and mediates both adhesion and signal transduction. It is also expressed either constitutively or inducibly in a variety of other cell types, including vascular smooth muscle cells, differentiating skeletal muscle cells, renal and neural epithelial cells, macrophages (Kupffer cells), dendritic cells, and bone marrow stromal cells (PMID: 7507076, 11359843).

## Storage

**Storage:**  
Store at -20°C. Stable for one year after shipment.  
**Storage Buffer:**  
PBS with 0.02% sodium azide and 50% glycerol pH 7.3.  
Aliquoting is unnecessary for -20°C storage

\*\*\* 20ul sizes contain 0.1% BSA

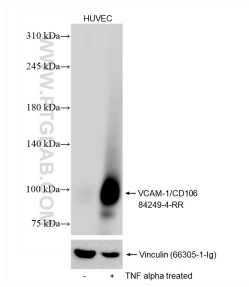
For technical support and original validation data for this product please contact:

T: 1 (888) 4PTGLAB (1-888-478-4522) (toll free in USA), or 1(312) 455-8498 (outside USA)

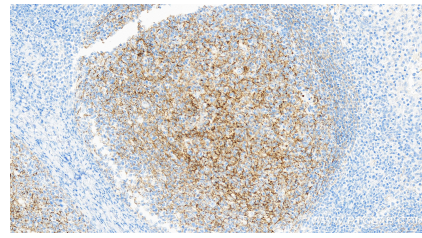
E: [proteintech@ptglab.com](mailto:proteintech@ptglab.com)  
W: [ptglab.com](http://ptglab.com)

This product is exclusively available under Proteintech Group brand and is not available to purchase from any other manufacturer.

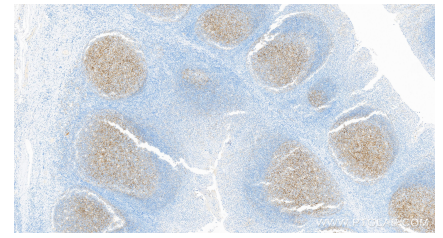
## Selected Validation Data



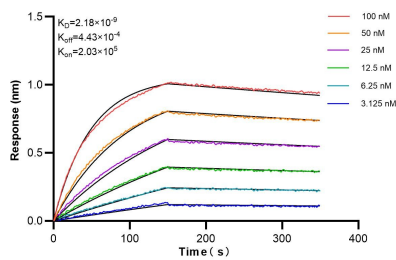
TNF alpha treated HUVEC cells were subjected to SDS PAGE followed by western blot with 84249-4-RR (VCAM-1/CD106 antibody) at dilution of 1:1000 incubated at room temperature for 1.5 hours.



Immunohistochemical analysis of paraffin-embedded human tonsillitis tissue slide using 84249-4-RR (VCAM-1/CD106 antibody) at dilution of 1:1000 (under 40x lens). Heat mediated antigen retrieval with Tris-EDTA buffer (pH 9.0).



Immunohistochemical analysis of paraffin-embedded human tonsillitis tissue slide using 84249-4-RR (VCAM-1/CD106 antibody) at dilution of 1:1000 (under 10x lens). Heat mediated antigen retrieval with Tris-EDTA buffer (pH 9.0).



Biolayer interferometry (BLI) kinetic assays of 84249-4-RR against Human VCAM-1/CD106 were performed. The affinity constant is 2.18 nM.