

For Research Use Only

TNFR1/CD120a Recombinant antibody, PBS Only (Detector)

Catalog Number: 84243-4-PBS



Basic Information

Catalog Number: 84243-4-PBS	GenBank Accession Number: BC010140	Purification Method: Protein A purification
Size: 100ug , Concentration: 1 mg/ml by Nanodrop;	GeneID (NCBI): 7132	CloneNo.: 241336H2
Source: Rabbit	UNIPROT ID: P19438	
Isotype: IgG	Full Name: tumor necrosis factor receptor superfamily, member 1A	
	Calculated MW: 455 aa, 50 kDa	

Applications

Tested Applications:
Sandwich ELISA, Indirect ELISA, Sample test

Species Specificity:
human

Product Information

84243-4-PBS targets TNFR1/CD120a as part of a matched antibody pair:

MP00099-3: 84243-6-PBS capture and 84243-4-PBS detection (validated in Sandwich ELISA)

Unconjugated rabbit recombinant monoclonal antibody in PBS only (BSA and azide free) storage buffer at a concentration of 1 mg/mL, ready for conjugation. Created using Proteintech's proprietary in-house recombinant technology. Recombinant production enables unrivalled batch-to-batch consistency, easy scale-up, and future security of supply.

This conjugation ready format makes antibodies ideal for use in many applications including: ELISAs, multiplex assays requiring matched pairs, mass cytometry, and multiplex imaging applications. Antibody use should be optimized by the end user for each application and assay.

Storage

Storage:
Store at -80°C.

Storage Buffer:
PBS Only

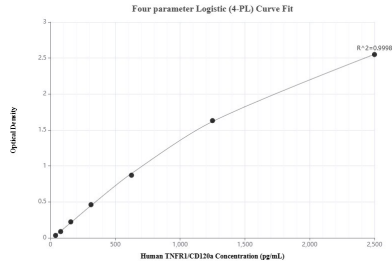
For technical support and original validation data for this product please contact:

T: 1 (888) 4PTGLAB (1-888-478-4522) (toll free
in USA), or 1(312) 455-8498 (outside USA)

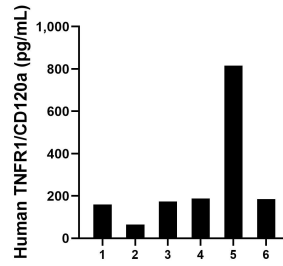
E: proteintech@ptglab.com
W: ptglab.com

This product is exclusively available under Proteintech Group brand and is not available to purchase from any other manufacturer.

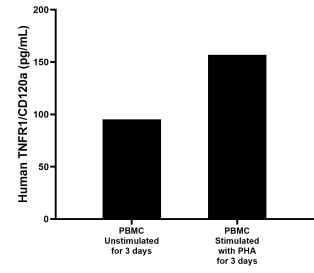
Selected Validation Data



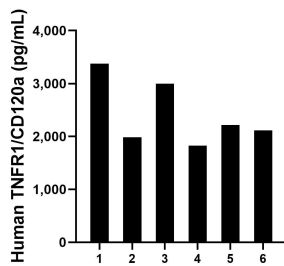
Sandwich ELISA standard curve of MP00099-3, Human TNFR1/CD120a Recombinant Matched Antibody Pair - PBS only. 84243-6-PBS was coated to a plate as the capture antibody and incubated with serial dilutions of standard RPO2331. 84243-4-PBS was HRP conjugated as the detection antibody. Range: 39.1-2500 pg/mL



Urine of six individual healthy human donors was measured. The human TNFR1/CD120a concentration of detected samples was determined to be 264.6 pg/mL with a range of 64.6 - 815.7 pg/mL



Human peripheral blood mononuclear cells (PBMC) were cultured unstimulated or stimulated with 10 µg/mL PHA for 3 days. The mean TNFR1/CD120a concentration was determined to be 95.3 pg/mL in unstimulated PBMC supernatant, 156.9 pg/mL in PHA stimulated PBMC supernatant.



Serum of six individual healthy human donors was measured. The human TNFR1/CD120a concentration of detected samples was determined to be 2,420.0 pg/mL with a range of 1,829.1 - 3,374.3 pg/mL