

For Research Use Only

CD79b Recombinant antibody, PBS Only (Detector)

Catalog Number: 84234-1-PBS



Basic Information

Catalog Number:

84234-1-PBS

Size:

100ug, Concentration: 1 mg/ml by Nanodrop;

Source:

Rabbit

Isotype:

IgG

GenBank Accession Number:

BC032651

GeneID (NCBI):

974

UNIPROT ID:

P40259

Full Name:

CD79b molecule, immunoglobulin-associated beta

Calculated MW:

229 aa, 26 kDa

Purification Method:

Protein A purification

CloneNo.:

241273D12

Applications

Tested Applications:

Cytometric bead array, Sandwich ELISA, Indirect ELISA, Sample test

Species Specificity:

human

Product Information

84234-1-PBS targets CD79b as part of a matched antibody pair:

MP01141-2: 84234-4-PBS capture and 84234-1-PBS detection (validated in Cytometric bead array, Sandwich ELISA)

Unconjugated rabbit recombinant monoclonal antibody in PBS only (BSA and azide free) storage buffer at a concentration of 1 mg/mL, ready for conjugation. Created using Proteintech's proprietary in-house recombinant technology. Recombinant production enables unrivalled batch-to-batch consistency, easy scale-up, and future security of supply.

This conjugation ready format makes antibodies ideal for use in many applications including: ELISAs, multiplex assays requiring matched pairs, mass cytometry, and multiplex imaging applications. Antibody use should be optimized by the end user for each application and assay.

Storage

Storage:

Store at -80°C.

Storage Buffer:

PBS Only

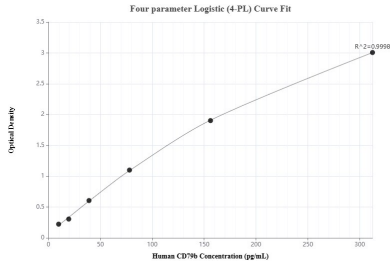
For technical support and original validation data for this product please contact:

T: 1 (888) 4PTGLAB (1-888-478-4522) (toll free in USA), or 1(312) 455-8498 (outside USA)

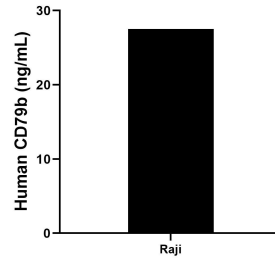
E: proteintech@ptglab.com
W: ptglab.com

This product is exclusively available under Proteintech Group brand and is not available to purchase from any other manufacturer.

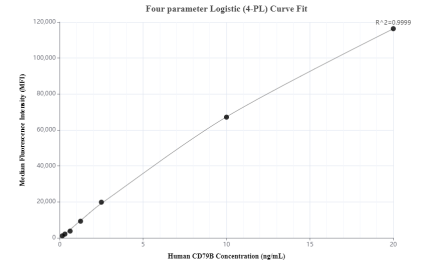
Selected Validation Data



Sandwich ELISA standard curve of MP01141-2, Human CD79b Recombinant Matched Antibody Pair - PBS only. 84234-4-PBS was coated to a plate as the capture antibody and incubated with serial dilutions of standard RP02310. 84234-1-PBS was HRP conjugated as the detection antibody. Range: 9.77-312.3 pg/mL



The mean CD79b concentration was determined to be 27.53 ng/mL in Raji cell extract based on a 1.4 mg/mL extract load.



Cytometric bead array standard curve of MP01141-2, CD79B Recombinant Matched Antibody Pair, PBS Only. Capture antibody: 84234-4-PBS. Detection antibody: 84234-1-PBS. Standard: RP02310. Range: 0.156-20 ng/mL