

For Research Use Only

LIF Recombinant antibody, PBS Only (Capture/Detector)

Catalog Number: 84232-2-PBS



Basic Information

Catalog Number: 84232-2-PBS	GenBank Accession Number: BC093733	Purification Method: Protein A purification
Size: 100ug, Concentration: 1 mg/ml by Nanodrop;	GeneID (NCBI): 3976	CloneNo.: 241519A6
Source: Rabbit	UNIPROT ID: P15018	
Isotype: IgG	Full Name: leukemia inhibitory factor (cholinergic differentiation factor)	
	Calculated MW: 202 aa, 22 kDa	

Applications

Tested Applications:
Cytometric bead array, Sandwich ELISA, Indirect ELISA,
Sample test

Species Specificity:
human

Product Information

84232-2-PBS targets LIF as part of a matched antibody pair:

MP01130-1: 84232-3-PBS capture and 84232-2-PBS detection (validated in Cytometric bead array)

MP01130-2: 84232-4-PBS capture and 84232-2-PBS detection (validated in Cytometric bead array)

MP01130-4: 84232-2-PBS capture and 84232-5-PBS detection (validated in Sandwich ELISA)

Unconjugated rabbit recombinant monoclonal antibody in PBS only (BSA and azide free) storage buffer at a concentration of 1 mg/mL, ready for conjugation. Created using Proteintech's proprietary in-house recombinant technology. Recombinant production enables unrivalled batch-to-batch consistency, easy scale-up, and future security of supply.

This conjugation ready format makes antibodies ideal for use in many applications including: ELISAs, multiplex assays requiring matched pairs, mass cytometry, and multiplex imaging applications. Antibody use should be optimized by the end user for each application and assay.

Storage

Storage:
Store at -80°C.
Storage Buffer:
PBS Only

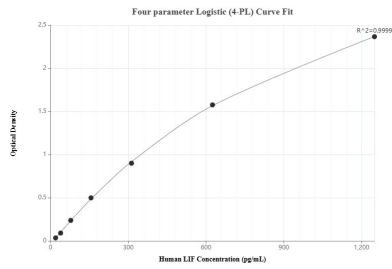
For technical support and original validation data for this product please contact:

T: 1 (888) 4PTGLAB (1-888-478-4522) (toll free
in USA), or 1(312) 455-8498 (outside USA)

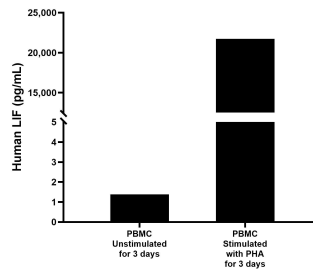
E: proteintech@ptglab.com
W: ptglab.com

This product is exclusively available under Proteintech Group brand and is not available to purchase from any other manufacturer.

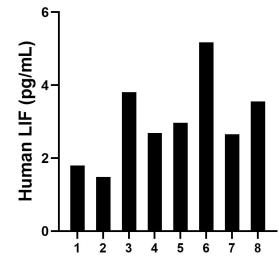
Selected Validation Data



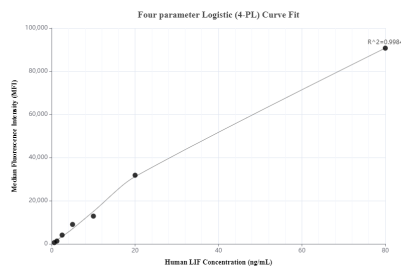
Sandwich ELISA standard curve of MP01130-4, Human LIF Recombinant Matched Antibody Pair - PBS only. 84232-2-PBS was coated to a plate as the capture antibody and incubated with serial dilutions of standard Eg0111. 84232-5-PBS was HRP conjugated as the detection antibody. Range: 19.5-1250 pg/mL



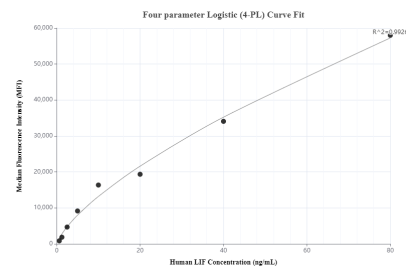
Human peripheral blood mononuclear cells (PBMC) were cultured unstimulated or stimulated with 10 µg/mL PHA for 4 days. The mean LIF concentration was determined to be 1.4 pg/mL in unstimulated PBMC supernatant, 2,174.1 pg/mL in PHA stimulated PBMC supernatant.



Serum of eight individual healthy human donors was measured. The LIF concentration of detected samples was determined to be 3.0 pg/mL with a range of 1.5-5.2 pg/mL.



Cytometric bead array standard curve of MP01130-1, LIF Recombinant Matched Antibody Pair, PBS Only. Capture antibody: 84232-3-PBS. Detection antibody: 84232-2-PBS. Standard: Eg0111. Range: 0.625-80 ng/mL



Cytometric bead array standard curve of MP01130-2, LIF Recombinant Matched Antibody Pair, PBS Only. Capture antibody: 84232-4-PBS. Detection antibody: 84232-2-PBS. Standard: Eg0111. Range: 0.625-80 ng/mL