

For Research Use Only

# PCSK9 Recombinant antibody

Catalog Number: 84172-4-RR



## Basic Information

<b>Catalog Number:</b> 84172-4-RR	<b>GenBank Accession Number:</b> NM_174936.4	<b>Purification Method:</b> Protein A purification
<b>Size:</b> 100ul , Concentration: 1000 µg/ml by Nanodrop;	<b>GeneID (NCBI):</b> 255738	<b>CloneNo.:</b> 241395G1
<b>Source:</b> Rabbit	<b>UNIPROT ID:</b> Q8NBP7	<b>Recommended Dilutions:</b> WB 1:500-1:2000 IF/ICC 1:200-1:800
<b>Isotype:</b> IgG	<b>Full Name:</b> proprotein convertase subtilisin/kexin type 9	
	<b>Calculated MW:</b> 74 kDa	
	<b>Observed MW:</b> 72-78 kDa, 62 kDa	

## Applications

<b>Tested Applications:</b> WB, IF/ICC, ELISA	<b>Positive Controls:</b>
<b>Species Specificity:</b> human	<b>WB :</b> HepG2 cells, <b>IF/ICC :</b> HepG2 cells,

## Background Information

Proprotein convertase subtilisin/kexin type 9 (PCSK9) is a crucial protein governing the circulating levels of low density lipoprotein-cholesterol (LDL-C), by virtue of its pivotal role in the degradation of the LDL receptor (LDLR). PCSK9 is expressed in the kidney and lung. It is synthesized as a 72 kDa immature precursor that undergoes autocatalytic cleavage in the endoplasmic reticulum to generate a 63 kDa mature protein. The cleaved N-terminal fragment remains associated with the mature protein and is necessary for its secretion, allowing it to circulate in the blood. The ability of PCSK9 to regulate a diverse group of cell-surface proteins hinted that it might also be able to influence additional membrane proteins that are important in anti-tumour immune responses. Targeting PCSK9 to treat cancer is also attractive because two neutralizing antibodies against it, evolocumab and alirocumab, have already been approved for human clinical use to lower cholesterol levels. (PMID: 30522786, PMID: 22493497)

## Storage

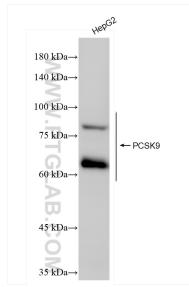
**Storage:**  
Store at -20°C. Stable for one year after shipment.  
**Storage Buffer:**  
PBS with 0.02% sodium azide and 50% glycerol pH 7.3.  
**Aliquoting is unnecessary for -20°C storage**

\*\*\* 20ul sizes contain 0.1% BSA

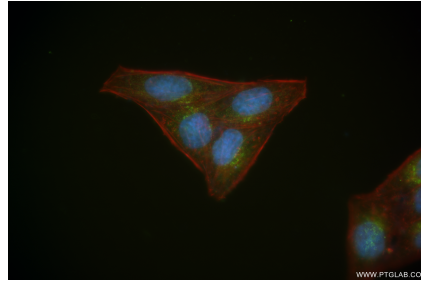
For technical support and original validation data for this product please contact:  
T: 1 (888) 4PTGLAB (1-888-478-4522) (toll free in USA), or 1(312) 455-8498 (outside USA)  
E: proteintech@ptglab.com  
W: ptglab.com

This product is exclusively available under Proteintech Group brand and is not available to purchase from any other manufacturer.

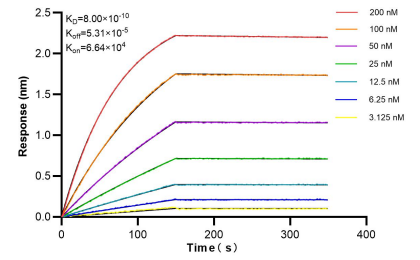
## Selected Validation Data



HepG2 cells were subjected to SDS PAGE followed by western blot with 84172-4-RR (PCSK9 antibody) at dilution of 1:1000 incubated at room temperature for 1.5 hours.



Immunofluorescent analysis of (4% PFA) fixed HepG2 cells using PCSK9 antibody (84172-4-RR, Clone: 241395G1) at dilution of 1:400 and CoraLite® 488-Conjugated Goat Anti-Rabbit IgG(H+L) (SA00013-2), CL594-Phalloidin (red).



Biolayer interferometry (BLI) kinetic assays of 84172-4-RR against Human PCSK9 were performed. The affinity constant is 0.80 nM.