

For Research Use Only

TRAPPC4 Recombinant antibody, PBS Only (Detector)

Catalog Number: 84119-3-PBS

Featured Product



Basic Information

Catalog Number: 84119-3-PBS	GenBank Accession Number: BC010866	Purification Method: Protein A purification
Size: 100ug, Concentration: 1 mg/ml by Nanodrop;	GeneID (NCBI): 51399	CloneNo.: 241158C11
Source: Rabbit	UNIPROT ID: Q9Y296	
Isotype: IgG	Full Name: trafficking protein particle complex 4	
Immunogen Catalog Number: AG2737	Calculated MW: 219 aa, 24 kDa	
	Observed MW: 24 kDa	

Applications

Tested Applications:
WB, IP, Cytometric bead array, Indirect ELISA

Species Specificity:
human, mouse, rat

Product Information

84119-3-PBS targets TRAPPC4 as part of a matched antibody pair:

MP01030-2: 84119-4-PBS capture and 84119-3-PBS detection (validated in Cytometric bead array)

MP01030-3: 84119-1-PBS capture and 84119-3-PBS detection (validated in Cytometric bead array)

Unconjugated rabbit recombinant monoclonal antibody in PBS only (BSA and azide free) storage buffer at a concentration of 1 mg/mL, ready for conjugation. Created using Proteintech's proprietary in-house recombinant technology. Recombinant production enables unrivalled batch-to-batch consistency, easy scale-up, and future security of supply.

This conjugation ready format makes antibodies ideal for use in many applications including: ELISAs, multiplex assays requiring matched pairs, mass cytometry, and multiplex imaging applications. Antibody use should be optimized by the end user for each application and assay.

Background Information

Transport protein particle (TRAPP, also known as trafficking protein particle), a multimeric guanine nucleotide-exchange factor, regulates multiple membrane trafficking pathways (PMID: 20966969). TRAPPC4, also known as synbindin, is a core component of the TRAPP complexes and one of the essential subunits for guanine nucleotide exchange factor activity for Rab1 GTPase (PMID: 31794024). Deficiencies in vesicular transport mediated by TRAPPC4 have been associated with severe syndromic intellectual disability (PMID: 31794024).

Storage

Storage:
Store at -80°C.

Storage Buffer:
PBS Only


For technical support and original validation data for this product please contact:

T: 1 (888) 4PTGLAB (1-888-478-4522) (toll free in USA), or 1(312) 455-8498 (outside USA)

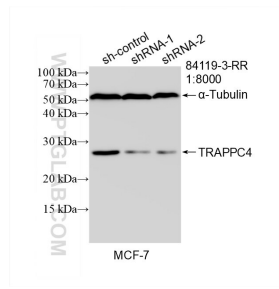
E: proteintech@ptglab.com
W: ptglab.com

This product is exclusively available under Proteintech Group brand and is not available to purchase from any other manufacturer.

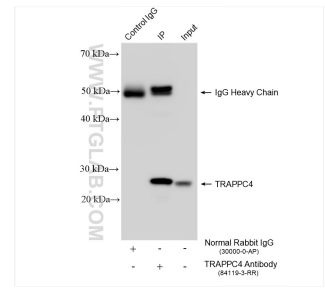
Selected Validation Data



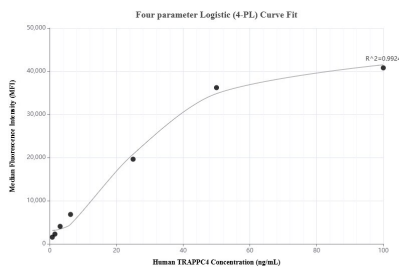
Various lysates were subjected to SDS PAGE followed by western blot with 84119-3-RR (TRAPPC4 antibody) at dilution of 1:10000 incubated at room temperature for 1.5 hours. This data was developed using the same antibody clone with 84119-3-PBS in a different storage buffer formulation.



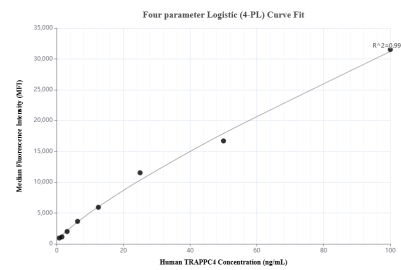
WB result of TRAPPC4 antibody (84119-3-RR; 1:8000; incubated at room temperature for 1.5 hours) with sh-Control and sh-TRAPPC4 transfected MCF-7 cells. This data was developed using the same antibody clone with 84119-3-PBS in a different storage buffer formulation.



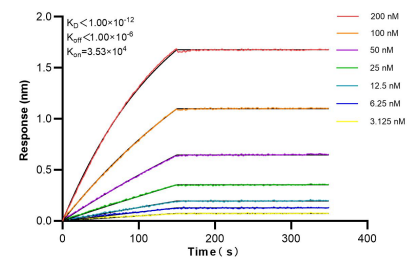
IP result of anti-TRAPPC4 (IP:84119-3-RR, 4ug; Detection:84119-3-RR 1:3000) with HL-60 cells lysate 2240 ug. This data was developed using the same antibody clone with 84119-3-PBS in a different storage buffer formulation.



Cytometric bead array standard curve of MP01030-2, TRAPPC4 Recombinant Matched Antibody Pair, PBS Only. Capture antibody: 84119-4-PBS. Detection antibody: 84119-3-PBS. Standard: Ag2737. Range: 0.781-100 ng/mL



Cytometric bead array standard curve of MP01030-3, TRAPPC4 Recombinant Matched Antibody Pair, PBS Only. Capture antibody: 84119-1-PBS. Detection antibody: 84119-3-PBS. Standard: Ag2737. Range: 0.781-100 ng/mL



Biolayer interferometry (BLI) kinetic assays of 84119-3-RR against Human TRAPPC4 were performed. The affinity constant is below 1 pM.