

For Research Use Only

PPID Recombinant antibody

Catalog Number: 84115-1-RR



Basic Information

Catalog Number: 84115-1-RR	GenBank Accession Number: BC030707	Purification Method: Protein A purification
Size: 100ul , Concentration: 1000 µg/ml by Nanodrop;	GeneID (NCBI): 5481	CloneNo.: 241361B2
Source: Rabbit	UNIPROT ID: Q08752	Recommended Dilutions: WB 1:5000-1:50000
Isotype: IgG	Full Name: peptidylprolyl isomerase D	
Immunogen Catalog Number: AG3409	Calculated MW: 370 aa, 41 kDa	
	Observed MW: 41 kDa	

Applications

Tested Applications: WB, FC (Intra), ELISA	Positive Controls: WB : A549 cells, MCF7 cells, Jurkat cells
Species Specificity: human	

Background Information

PPID (Peptidyl-prolyl cis-trans isomerase D) is also named CYP40, CYPD, and belongs to the cyclophilin-type PPIase family, which accelerates the folding of proteins. It catalyzes the cis-trans isomerization of proline imidic peptide bonds in oligopeptides. The inactivation of the Ppid gene rescued the disease phenotype of Col6a1 deficiency (PMID:19293339). This PPID antibody detected a strong band at an apparent molecular mass of 41 kDa and a weak band at 70 kDa due to crosslink (PMID: 33320090, 29097228).

Storage

Storage:
Store at -20°C. Stable for one year after shipment.
Storage Buffer:
PBS with 0.02% sodium azide and 50% glycerol pH 7.3.
Aliquoting is unnecessary for -20°C storage

*** 20ul sizes contain 0.1% BSA

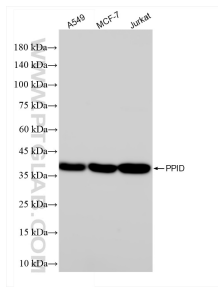
For technical support and original validation data for this product please contact:

T: 1 (888) 4PTGLAB (1-888-478-4522) (toll free in USA), or 1(312) 455-8498 (outside USA)

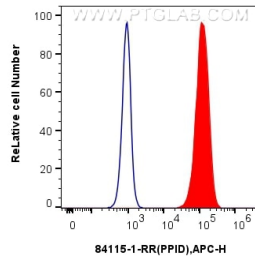
E: proteintech@ptglab.com
W: ptglab.com

This product is exclusively available under Proteintech Group brand and is not available to purchase from any other manufacturer.

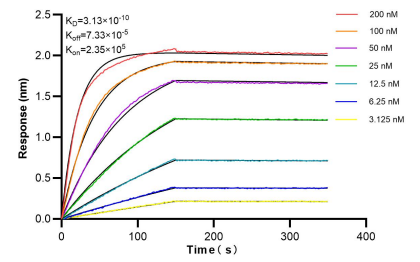
Selected Validation Data



Various lysates were subjected to SDS PAGE followed by western blot with 84115-1-RR (PPID antibody) at dilution of 1:10000 incubated at room temperature for 1.5 hours.



1×10^6 A431 cells were intracellularly stained with 0.25 μ g PPID Recombinant Antibody (84115-1-RR, Clone:241361B2) and APC-Conjugated Goat Anti-Rabbit IgG(H+L)(red), or 0.25 μ g Isotype Control (blue). Cells were fixed with 4% PFA and permeabilized with Flow Cytometry Perm Buffer (PF00011-C).



Bioluminescence resonance energy transfer (BRET) kinetic assays of 84115-1-RR against Human PPID were performed. The affinity constant is 0.313 nM.