

For Research Use Only

# NOTCH2 Recombinant antibody, PBS Only (Capture)

Catalog Number:84074-3-PBS



## Basic Information

<b>Catalog Number:</b> 84074-3-PBS	<b>GenBank Accession Number:</b> NM_024408	<b>Purification Method:</b> Protein A purification
<b>Size:</b> 100ug , Concentration: 1 mg/ml by Nanodrop;	<b>GeneID (NCBI):</b> 4853	<b>CloneNo.:</b> 241162F4
<b>Source:</b> Rabbit	<b>UNIPROT ID:</b> Q04721	
<b>Isotype:</b> IgG	<b>Full Name:</b> Notch homolog 2 (Drosophila)	
<b>Immunogen Catalog Number:</b> AG29413	<b>Calculated MW:</b> 265 kDa	

## Applications

**Tested Applications:**  
Cytometric bead array, Sandwich ELISA, Indirect ELISA, Sample test

**Species Specificity:**  
human

## Product Information

84074-3-PBS targets NOTCH2 as part of a matched antibody pair:

MP01016-1: 84074-3-PBS capture and 84074-2-PBS detection (validated in Cytometric bead array)

MP01016-2: 84074-3-PBS capture and 84074-1-PBS detection (validated in Cytometric bead array, Sandwich ELISA)

Unconjugated rabbit recombinant monoclonal antibody in PBS only (BSA and azide free) storage buffer at a concentration of 1 mg/mL, ready for conjugation. Created using Proteintech's proprietary in-house recombinant technology. Recombinant production enables unrivalled batch-to-batch consistency, easy scale-up, and future security of supply.

This conjugation ready format makes antibodies ideal for use in many applications including: ELISAs, multiplex assays requiring matched pairs, mass cytometry, and multiplex imaging applications. Antibody use should be optimized by the end user for each application and assay.

## Storage

**Storage:**  
Store at -80°C.  
**Storage Buffer:**  
PBS Only

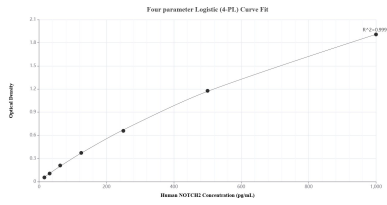
For technical support and original validation data for this product please contact:

T: 1 (888) 4PTGLAB (1-888-478-4522) (toll free in USA), or 1(312) 455-8498 (outside USA)

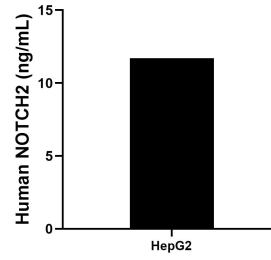
E: [proteintech@ptglab.com](mailto:proteintech@ptglab.com)  
W: [ptglab.com](http://ptglab.com)

**This product is exclusively available under Proteintech Group brand and is not available to purchase from any other manufacturer.**

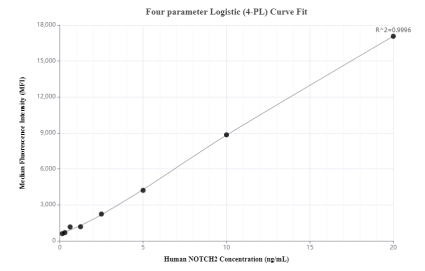
## Selected Validation Data



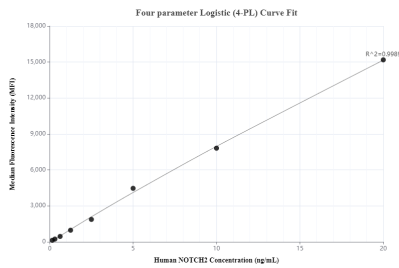
Sandwich ELISA standard curve of MP01016-2, Human NOTCH2 Recombinant Matched Antibody Pair - PBS only. 84074-3-PBS was coated to a plate as the capture antibody and incubated with serial dilutions of standard Ag29413. 84074-1-PBS was HRP conjugated as the detection antibody. Range: 15.6-1000 pg/mL.



The mean NOTCH2 concentration was determined to be 11.7 ng/mL in HepG2 cell extract based on a 1.0 mg/mL extract load.



Cytometric bead array standard curve of MP01016-1, NOTCH2 Recombinant Matched Antibody Pair, PBS Only. Capture antibody: 84074-3-PBS. Detection antibody: 84074-2-PBS. Standard: Ag29413. Range: 0.156-20 ng/mL.



Cytometric bead array standard curve of MP01016-2, NOTCH2 Recombinant Matched Antibody Pair, PBS Only. Capture antibody: 84074-3-PBS. Detection antibody: 84074-1-PBS. Standard: Ag29413. Range: 0.156-20 ng/mL.