

For Research Use Only

# RHOT1 Recombinant antibody, PBS Only

Catalog Number: 84055-5-PBS



## Basic Information

Catalog Number:

84055-5-PBS

Size:

100ug, Concentration: 1 mg/ml by  
Nanodrop;

Source:

Rabbit

Isotype:

IgG

Immunogen Catalog Number:

AG15605

GenBank Accession Number:

BC060781

GeneID (NCBI):

55288

UNIPROT ID:

Q8IXI2

Full Name:

ras homolog gene family, member T1

Calculated MW:

618 aa, 71 kDa

Observed MW:

75 kDa

Purification Method:

Protein A purification

CloneNo.:

241157D1

## Applications

Tested Applications:

WB, IHC, Indirect ELISA

Species Specificity:

human, mouse, rat

## Storage

Storage:

Store at -80°C.

Storage Buffer:

PBS Only

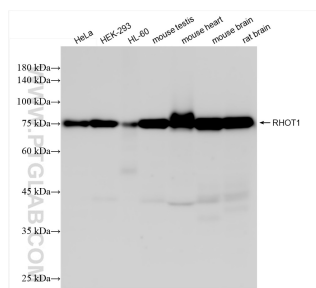
For technical support and original validation data for this product please contact:

T: 1 (888) 4PTGLAB (1-888-478-4522) (toll free  
in USA), or 1(312) 455-8498 (outside USA)

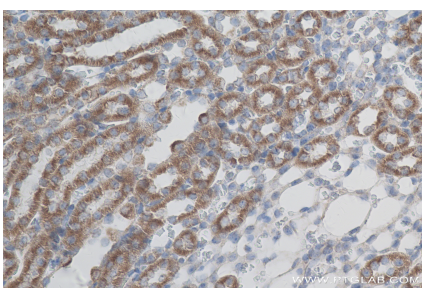
E: [proteintech@ptglab.com](mailto:proteintech@ptglab.com)  
W: [ptglab.com](http://ptglab.com)

This product is exclusively available under Proteintech Group brand and is not available to purchase from any other manufacturer.

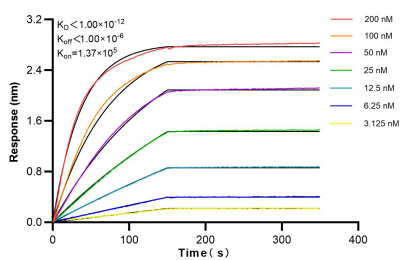
## Selected Validation Data



Various lysates were subjected to SDS PAGE followed by western blot with 84055-5-RR (RHOT1 antibody) at dilution of 1:10000 incubated at room temperature for 1.5 hours. This data was developed using the same antibody clone with 84055-5-PBS in a different storage buffer formulation.



Immunohistochemical analysis of paraffin-embedded mouse kidney tissue slide using 84055-5-RR (RHOT1 antibody) at dilution of 1:200 (under 40x lens). Heat mediated antigen retrieval with Tris-EDTA buffer (pH 9.0). This data was developed using the same antibody clone with 84055-5-PBS in a different storage buffer formulation.



Biolayer interferometry (BLI) kinetic assays of 83945-5-RR against Human RHOT1 were performed. The affinity constant is below 1 pM.