

For Research Use Only

GPAM Recombinant antibody, PBS Only (Detector)

Catalog Number: 84054-4-PBS



Basic Information

Catalog Number: 84054-4-PBS	GenBank Accession Number: BC030783	Purification Method: Protein A purification
Size: 100ug, Concentration: 1 mg/ml by Nanodrop;	GeneID (NCBI): 57678	CloneNo.: 241144H3
Source: Rabbit	UNIPROT ID: Q9HCL2	
Isotype: IgG	Full Name: glycerol-3-phosphate acyltransferase, mitochondrial	
Immunogen Catalog Number: AG3120	Calculated MW: 828 aa, 94 kDa	

Applications

Tested Applications:
Cytometric bead array, Sandwich ELISA, Indirect ELISA,
Sample test

Species Specificity:
human

Product Information

84054-4-PBS targets GPAM as part of a matched antibody pair:

MP00994-1: 84054-3-PBS capture and 84054-4-PBS detection (validated in Cytometric bead array)

MP00994-3: 84054-2-PBS capture and 84054-4-PBS detection (validated in Cytometric bead array, Sandwich ELISA)

Unconjugated rabbit recombinant monoclonal antibody in PBS only (BSA and azide free) storage buffer at a concentration of 1 mg/mL, ready for conjugation. Created using Proteintech's proprietary in-house recombinant technology. Recombinant production enables unrivalled batch-to-batch consistency, easy scale-up, and future security of supply.

This conjugation ready format makes antibodies ideal for use in many applications including: ELISAs, multiplex assays requiring matched pairs, mass cytometry, and multiplex imaging applications. Antibody use should be optimized by the end user for each application and assay.

Storage

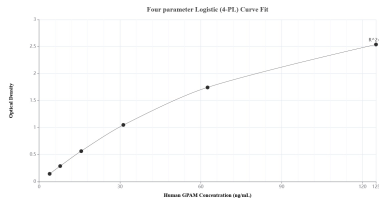
Storage:
Store at -80°C.

Storage Buffer:
PBS Only

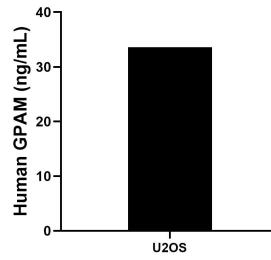
For technical support and original validation data for this product please contact:
T: 1 (888) 4PTGLAB (1-888-478-4522) (toll free in USA), or 1(312) 455-8498 (outside USA) E: proteintech@ptglab.com
W: ptglab.com

This product is exclusively available under Proteintech Group brand and is not available to purchase from any other manufacturer.

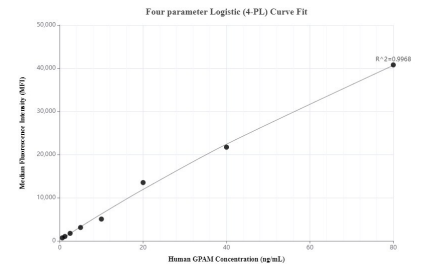
Selected Validation Data



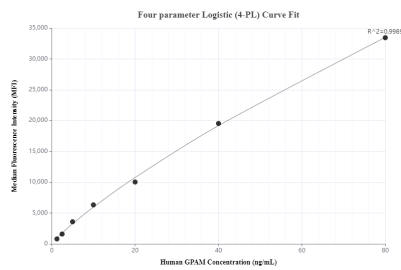
Sandwich ELISA standard curve of MP00994-3, Human GPAM Recombinant Matched Antibody Pair - PBS only. 84054-2-PBS was coated to a plate as the capture antibody and incubated with serial dilutions of standard Ag3120. 84054-4-PBS was HRP conjugated as the detection antibody. Range: 3.91-125 ng/mL



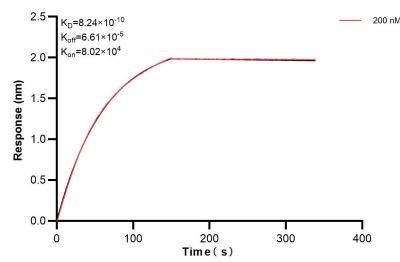
The mean GPAM concentration was determined to be 33.60 ng/mL in U2OS cell extract based on a 1.50 mg/mL extract load.



Cytometric bead array standard curve of MP00994-1, GPAM Recombinant Matched Antibody Pair, PBS Only. Capture antibody: 84054-3-PBS. Detection antibody: 84054-4-PBS. Standard: Ag3120. Range: 0.625-80 ng/mL



Cytometric bead array standard curve of MP00994-3, GPAM Recombinant Matched Antibody Pair, PBS Only. Capture antibody: 84054-2-PBS. Detection antibody: 84054-4-PBS. Standard: Ag3120. Range: 1.25-80 ng/mL



Biolayer interferometry (BLI) kinetic assay of 84054-4-PBS against Human GPAM was performed. The affinity constant is 0.824 nM.