

For Research Use Only

RNGTT Recombinant antibody

Catalog Number:83974-2-RR



Basic Information

Catalog Number:

83974-2-RR

Size:

100ul , Concentration: 1000 µg/ml by Nanodrop;

Source:

Rabbit

Isotype:

IgG

Immunogen Catalog Number:

AG3105

GenBank Accession Number:

BC019954

GeneID (NCBI):

8732

UNIPROT ID:

O60942

Full Name:

RNA guanylyltransferase and 5'-phosphatase

Calculated MW:

597 aa, 69 kDa

Observed MW:

62-68 kDa

Purification Method:

Protein A purification

CloneNo.:

240927A10

Recommended Dilutions:

WB 1:1000-1:8000

Applications

Tested Applications:

WB, FC (Intra), ELISA

Species Specificity:

human

Positive Controls:

WB : HepG2 cells, HeLa cells, MCF-7 cells, K-562 cells, HEK-293T cells

Background Information

RNGTT(mRNA-capping enzyme) is also named as HCAP1, HCE, CAP1A. In the N-terminal section it belongs to the non-receptor class of the protein-tyrosine phosphatase family and in the C-terminal section it belongs to the eukaryotic GTase family. It is a bifunctional 597-amino acid protein with RNA triphosphatase and RNA guanylyltransferase activities(PMID:9545288). It has 4 isoforms produced by alternative splicing.

Storage

Storage:

Store at -20°C. Stable for one year after shipment.

Storage Buffer:

PBS with 0.02% sodium azide and 50% glycerol pH 7.3.

Aliquoting is unnecessary for -20°C storage

*** 20ul sizes contain 0.1% BSA

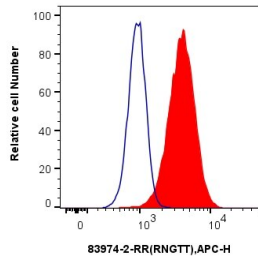
For technical support and original validation data for this product please contact:

T: 1 (888) 4PTGLAB (1-888-478-4522) (toll free in USA), or 1(312) 455-8498 (outside USA)


E: proteintech@ptglab.com
W: ptglab.com

This product is exclusively available under Proteintech Group brand and is not available to purchase from any other manufacturer.

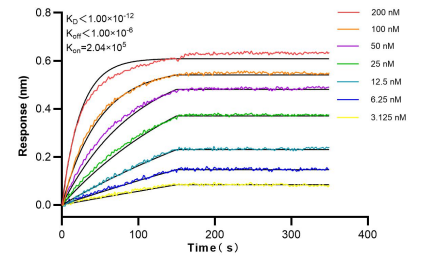
Selected Validation Data



1×10^6 HeLa cells were intracellularly stained with 0.25 μ g RNGTT Recombinant antibody (83974-2-RR, Clone:240927A10) and APC-Conjugated Goat Anti-Rabbit IgG(H+L)(red), or 0.25 μ g Isotype Control (blue). Cells were fixed and permeabilized with True-Nuclear Transcription Factor Buffer Set.



Various lysates were subjected to SDS PAGE followed by western blot with 83974-2-RR (RNGTT antibody) at dilution of 1:4000 incubated at room temperature for 1.5 hours.



Bi-layer interferometry (BLI) kinetic assays of 83974-2-RR against Human RNGTT were performed. The affinity constant is below 1 pM.