

For Research Use Only

p57Kip2 Recombinant antibody, PBS Only (Capture)

Catalog Number:83966-2-PBS



Basic Information

Catalog Number: 83966-2-PBS	GenBank Accession Number: BC067842	Purification Method: Protein A purification
Size: 100ug , Concentration: 1 mg/ml by Nanodrop;	GeneID (NCBI): 1028	CloneNo.: 241025B6
Source: Rabbit	UNIPROT ID: P49918	
Isotype: IgG	Full Name: cyclin-dependent kinase inhibitor 1C (p57, Kip2)	
Immunogen Catalog Number: AG19849	Calculated MW: 316 aa, 32 kDa	

Applications

Tested Applications:
Cytometric bead array, Sandwich ELISA, Indirect ELISA, Sample test

Species Specificity:
human

Product Information

83966-2-PBS targets p57Kip2 as part of a matched antibody pair:

MP00884-2: 83966-2-PBS capture and 83966-4-PBS detection (validated in Cytometric bead array)

MP00884-4: 83966-2-PBS capture and 83966-1-PBS detection (validated in Sandwich ELISA)

Unconjugated rabbit recombinant monoclonal antibody in PBS only (BSA and azide free) storage buffer at a concentration of 1 mg/mL, ready for conjugation. Created using Proteintech's proprietary in-house recombinant technology. Recombinant production enables unrivalled batch-to-batch consistency, easy scale-up, and future security of supply.

This conjugation ready format makes antibodies ideal for use in many applications including: ELISAs, multiplex assays requiring matched pairs, mass cytometry, and multiplex imaging applications. Antibody use should be optimized by the end user for each application and assay.

Storage

Storage:
Store at -80°C.
Storage Buffer:
PBS Only

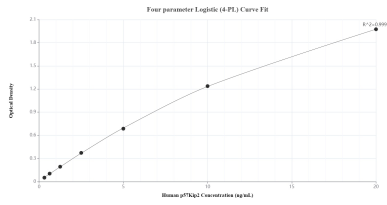
For technical support and original validation data for this product please contact:

T: 1 (888) 4PTGLAB (1-888-478-4522) (toll free in USA), or 1(312) 455-8498 (outside USA)

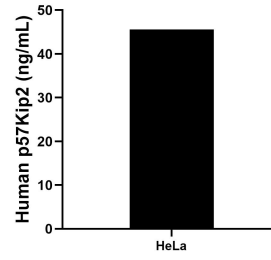
E: proteintech@ptglab.com
W: ptglab.com

This product is exclusively available under Proteintech Group brand and is not available to purchase from any other manufacturer.

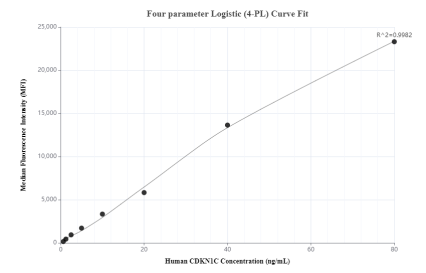
Selected Validation Data



Sandwich ELISA standard curve of MP00884-4, Human p57Kip2 Recombinant Matched Antibody Pair - PBS only. 83966-2-PBS was coated to a plate as the capture antibody and incubated with serial dilutions of standard Ag19849. 83966-1-PBS was HRP conjugated as the detection antibody. Range: 0.313-20 ng/mL.



The mean p57Kip2 concentration was determined to be 45.59 ng/mL in HeLa cell extract based on a 1.50 mg/mL extract load.



Cytometric bead array standard curve of MP00884-2, p57Kip2/CDKN1C Recombinant Matched Antibody Pair, PBS Only. Capture antibody: 83966-2-PBS. Detection antibody: 83966-4-PBS. Standard: Ag19849. Range: 0.625-80 ng/mL.