

For Research Use Only

SGK1 Recombinant antibody, PBS Only (Detector)

Catalog Number: 83964-2-PBS



Basic Information

Catalog Number: 83964-2-PBS	GenBank Accession Number: BC001263	Purification Method: Protein A purification
Size: 100ug , Concentration: 1 mg/ml by Nanodrop;	GeneID (NCBI): 6446	CloneNo.: 241027E2
Source: Rabbit	UNIPROT ID: O00141	
Isotype: IgG	Full Name: serum/glucocorticoid regulated kinase 1	
Immunogen Catalog Number: AG29420	Calculated MW: 431 aa, 49 kDa	

Applications

Tested Applications:
Cytometric bead array, Sandwich ELISA, Indirect ELISA, Sample test

Species Specificity:
human

Product Information

83964-2-PBS targets SGK1 as part of a matched antibody pair:

MP00880-1: 83964-1-PBS capture and 83964-2-PBS detection (validated in Cytometric bead array, Sandwich ELISA)

Unconjugated rabbit recombinant monoclonal antibody in PBS only (BSA and azide free) storage buffer at a concentration of 1 mg/mL, ready for conjugation. Created using Proteintech's proprietary in-house recombinant technology. Recombinant production enables unrivalled batch-to-batch consistency, easy scale-up, and future security of supply.

This conjugation ready format makes antibodies ideal for use in many applications including: ELISAs, multiplex assays requiring matched pairs, mass cytometry, and multiplex imaging applications. Antibody use should be optimized by the end user for each application and assay.

Storage

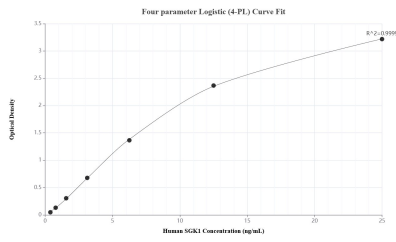
Storage:
Store at -80°C.

Storage Buffer:
PBS Only

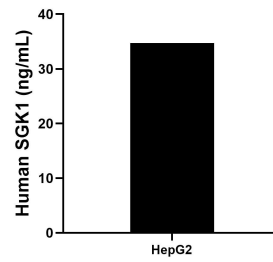
For technical support and original validation data for this product please contact:
T: 1 (888) 4PTGLAB (1-888-478-4522) (toll free in USA), or 1(312) 455-8498 (outside USA) E: proteintech@ptglab.com
W: ptglab.com

This product is exclusively available under Proteintech Group brand and is not available to purchase from any other manufacturer.

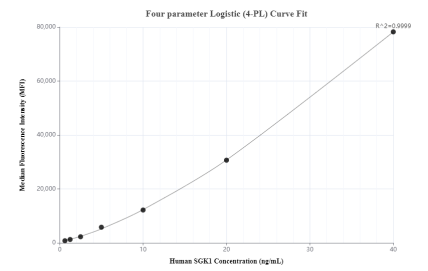
Selected Validation Data



Sandwich ELISA standard curve of MP00880-1, Human SGK1 Recombinant Matched Antibody Pair - PBS only. 83964-1-PBS was coated to a plate as the capture antibody and incubated with serial dilutions of standard Ag29420. 83964-2-PBS was HRP conjugated as the detection antibody. Range: 0.391-25 ng/mL



The mean SGK1 concentration was determined to be 34.70 ng/mL in HepG2 cell extract based on a 2.00 mg/mL extract load.



Cytometric bead array standard curve of MP00880-1, SGK1 Recombinant Matched Antibody Pair, PBS Only. Capture antibody: 83964-1-PBS. Detection antibody: 83964-2-PBS. Standard: Ag29420. Range: 0.625-40 ng/mL