

For Research Use Only

GALNT10 Recombinant antibody, PBS Only (Capture/Detector)

Catalog Number:83962-2-PBS



Basic Information

Catalog Number: 83962-2-PBS	GenBank Accession Number: BC007224	Purification Method: Protein A purification
Size: 100ug , Concentration: 1 mg/ml by Nanodrop;	GeneID (NCBI): 55568	CloneNo.: 241085C2
Source: Rabbit	UNIPROT ID: Q86SR1	
Isotype: IgG	Full Name: UDP-N-acetyl-alpha-D-galactosamine:polypeptide N-acetylglucosaminyltransferase 10 (GalNAc-T10)	
Immunogen Catalog Number: AG14751	Calculated MW: 603 aa, 69 kDa	

Applications

Tested Applications:
Cytometric bead array, Sandwich ELISA, Indirect ELISA, Sample test

Species Specificity:
human

Product Information

83962-2-PBS targets GALNT10 as part of a matched antibody pair:

MP00920-1: 83962-1-PBS capture and 83962-2-PBS detection (validated in Cytometric bead array)

MP00921-2: 83962-2-PBS capture and 83962-1-PBS detection (validated in Sandwich ELISA)

Unconjugated rabbit recombinant monoclonal antibody in PBS only (BSA and azide free) storage buffer at a concentration of 1 mg/mL, ready for conjugation. Created using Proteintech's proprietary in-house recombinant technology. Recombinant production enables unrivalled batch-to-batch consistency, easy scale-up, and future security of supply.

This conjugation ready format makes antibodies ideal for use in many applications including: ELISAs, multiplex assays requiring matched pairs, mass cytometry, and multiplex imaging applications. Antibody use should be optimized by the end user for each application and assay.

Storage

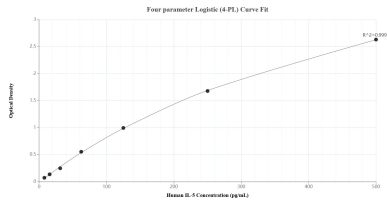
Storage:
Store at -80°C.

Storage Buffer:
PBS Only

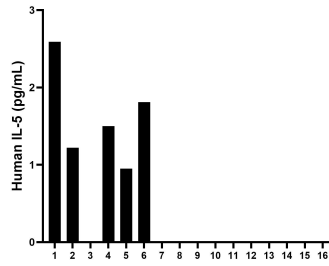
For technical support and original validation data for this product please contact:
T: 1 (888) 4PTGLAB (1-888-478-4522) (toll free in USA), or 1(312) 455-8498 (outside USA) E: proteintech@ptglab.com
W: ptglab.com

This product is exclusively available under Proteintech Group brand and is not available to purchase from any other manufacturer.

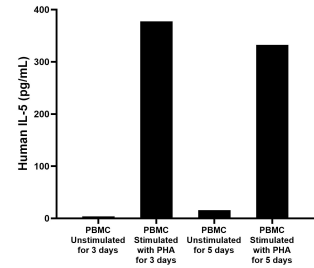
Selected Validation Data



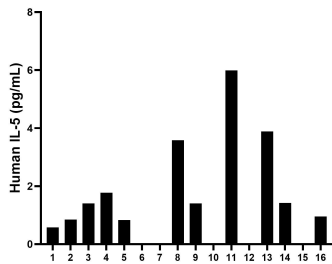
Sandwich ELISA standard curve of MP00921-2, Human IL-5 Recombinant Matched Antibody Pair - PBS only. 83962-2-PBS was coated to a plate as the capture antibody and incubated with serial dilutions of standard Eg0380. 83962-1-PBS was biotinylated conjugated as the detection antibody. Range: 7.81-500 pg/mL



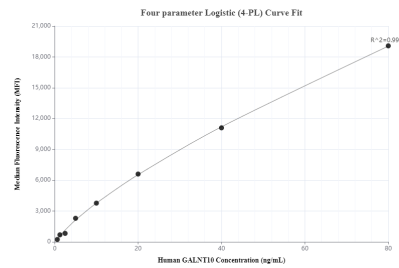
Urine of sixteen individual healthy human donors was measured. All samples were less than the lowest human IL-5 standard, 7.81 pg/mL



Human peripheral blood mononuclear cells (PBMC) were cultured unstimulated or stimulated with 10 µg/mL PHA for 3 days or 5 days. For the PBMC supernatant cultured for 3 days, the mean IL-5 concentration was determined to be 3.6 pg/mL in unstimulated PBMC supernatant, 377.4 pg/mL in PHA stimulated PBMC supernatant. For the PBMC supernatant cultured for 5 days, the mean IL-5 concentration was determined to be 15.6 pg/mL in unstimulated PBMC supernatant,



Serum of sixteen individual healthy human donors was measured. All samples were less than the lowest human IL-5 standard, 7.81 pg/mL



Cytometric bead array standard curve of MP00920-1, GALNT10 Recombinant Matched Antibody Pair, PBS Only. Capture antibody: 83962-1-PBS. Detection antibody: 83962-2-PBS. Standard: Ag14751. Range: 0.625-80 ng/mL