

For Research Use Only

LRFN5 Recombinant antibody, PBS Only (Capture)

Catalog Number: 83880-4-PBS



Basic Information

Catalog Number: 83880-4-PBS	GenBank Accession Number: BC043165	Purification Method: Protein A purification
Size: 100ug , Concentration: 1 mg/ml by Nanodrop;	GeneID (NCBI): 145581	CloneNo.: 241060F3
Source: Rabbit	UNIPROT ID: Q96NI6	
Isotype: IgG	Full Name: leucine rich repeat and fibronectin type III domain containing 5	
Immunogen Catalog Number: AG22152	Calculated MW: 719 aa, 79 kDa	

Applications

Tested Applications:
Cytometric bead array, Indirect ELISA

Species Specificity:
human

Product Information

83880-4-PBS targets LRFN5 as part of a matched antibody pair:

MP00827-1: 83880-4-PBS capture and 83880-1-PBS detection (validated in Cytometric bead array)

MP00827-2: 83880-4-PBS capture and 83880-3-PBS detection (validated in Cytometric bead array)

MP00827-3: 83880-4-PBS capture and 83880-2-PBS detection (validated in Cytometric bead array)

Unconjugated rabbit recombinant monoclonal antibody in PBS only (BSA and azide free) storage buffer at a concentration of 1 mg/mL, ready for conjugation. Created using Proteintech's proprietary in-house recombinant technology. Recombinant production enables unrivalled batch-to-batch consistency, easy scale-up, and future security of supply.

This conjugation ready format makes antibodies ideal for use in many applications including: ELISAs, multiplex assays requiring matched pairs, mass cytometry, and multiplex imaging applications. Antibody use should be optimized by the end user for each application and assay.

Storage

Storage:
Store at -80°C.

Storage Buffer:
PBS Only

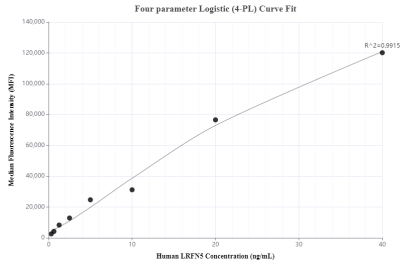
For technical support and original validation data for this product please contact:

T: 1 (888) 4PTGLAB (1-888-478-4522) (toll free
in USA), or 1(312) 455-8498 (outside USA)

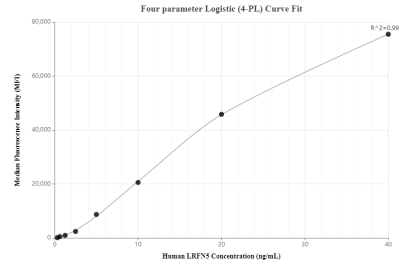
E: proteintech@ptglab.com
W: ptglab.com

This product is exclusively available under Proteintech Group brand and is not available to purchase from any other manufacturer.

Selected Validation Data

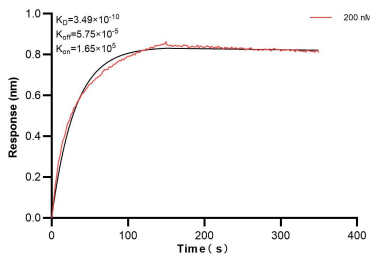


Cytometric bead array standard curve of MP00827-1, LRFN5 Recombinant Matched Antibody Pair, PBS Only. Capture antibody: 83880-4-PBS. Detection antibody: 83880-1-PBS. Standard: Ag22152. Range: 0.313-40 ng/mL



Cytometric bead array standard curve of MP00827-3, LRFN5 Recombinant Matched Antibody Pair, PBS Only. Capture antibody: 83880-4-PBS. Detection antibody: 83880-2-PBS. Standard: Ag22152. Range: 0.313-40 ng/mL

Cytometric bead array standard curve of MP00827-2, LRFN5 Recombinant Matched Antibody Pair, PBS Only. Capture antibody: 83880-4-PBS. Detection antibody: 83880-3-PBS. Standard: Ag22152. Range: 0.313-40 ng/mL



Biolayer interferometry (BLI) kinetic assay of 83880-4-PBS against Human LRFN5 was performed. The affinity constant is 0.349 nM.