

For Research Use Only

IRAK3 Recombinant antibody, PBS Only (Capture/Detector)

Catalog Number:83876-4-PBS



Basic Information

Catalog Number: 83876-4-PBS	GenBank Accession Number: BC057800	Purification Method: Protein A purification
Size: 100ug , Concentration: 1 mg/ml by Nanodrop;	GeneID (NCBI): 11213	CloneNo.: 240975D3
Source: Rabbit	UNIPROT ID: Q9Y616	
Isotype: IgG	Full Name: interleukin-1 receptor-associated kinase 3	
Immunogen Catalog Number: AG4959	Calculated MW: 68 kDa	

Applications

Tested Applications:
Cytometric bead array, Sandwich ELISA, Indirect ELISA,
Sample test

Species Specificity:
human

Product Information

83876-4-PBS targets IRAK3 as part of a matched antibody pair:

MP00849-1: 83876-4-PBS capture and 83876-3-PBS detection (validated in Cytometric bead array)

MP00849-4: 83876-3-PBS capture and 83876-4-PBS detection (validated in Sandwich ELISA)

Unconjugated rabbit recombinant monoclonal antibody in PBS only (BSA and azide free) storage buffer at a concentration of 1 mg/mL, ready for conjugation. Created using Proteintech's proprietary in-house recombinant technology. Recombinant production enables unrivalled batch-to-batch consistency, easy scale-up, and future security of supply.

This conjugation ready format makes antibodies ideal for use in many applications including: ELISAs, multiplex assays requiring matched pairs, mass cytometry, and multiplex imaging applications. Antibody use should be optimized by the end user for each application and assay.

Storage

Storage:
Store at -80°C.
Storage Buffer:
PBS Only

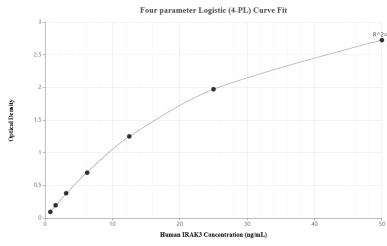
For technical support and original validation data for this product please contact:

T: 1 (888) 4PTGLAB (1-888-478-4522) (toll free
in USA), or 1(312) 455-8498 (outside USA)

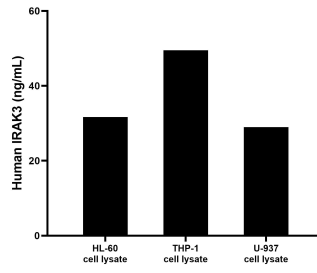
E: proteintech@ptglab.com
W: ptglab.com

This product is exclusively available under Proteintech Group brand and is not available to purchase from any other manufacturer.

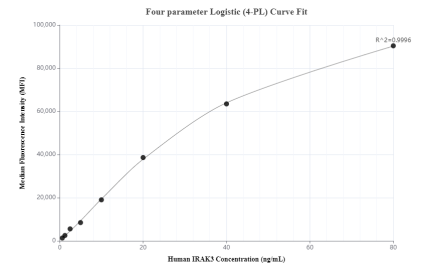
Selected Validation Data



Sandwich ELISA standard curve of MP00849-4, Human IRAK3 Recombinant Matched Antibody Pair - PBS only. 83876-3-PBS was coated to a plate as the capture antibody and incubated with serial dilutions of standard Ag4959. 83876-4-PBS was HRP conjugated as the detection antibody. Range: 0.781-50 ng/mL



HL-60, THP-1 and U-937 cell lysates were measured. The human IRAK3 concentration of detected samples was determined to be 31.67 ng/mL (based on a 4.3 mg/mL extract load) in HL-60 cell lysate, 49.51 ng/mL (based on a 4.0 mg/mL extract load) in THP-1 cell lysate and 29.02 ng/mL (based on a 5.4 mg/mL extract load) in U-937 cell lysate.



Cytometric bead array standard curve of MP00849-1, IRAK3 Recombinant Matched Antibody Pair, PBS Only. Capture antibody: 83876-4-PBS. Detection antibody: 83876-3-PBS. Standard: Ag4959. Range: 0.625-80 ng/mL