

For Research Use Only

PTPN12 Recombinant antibody

Catalog Number:83851-6-RR



Basic Information

Catalog Number: 83851-6-RR	GenBank Accession Number: NM_002835.3	Purification Method: Protein A purification
Size: 100ul , Concentration: 1000 µg/ml by Nanodrop;	GeneID (NCBI): 5782	CloneNo.: 240983C9
Source: Rabbit	UNIPROT ID: Q05209	Recommended Dilutions: WB 1:5000-1:50000 IHC 1:500-1:2000 IF/ICC 1:200-1:800
Isotype: IgG	Full Name: protein tyrosine phosphatase, non-receptor type 12	
Immunogen Catalog Number: AG35382	Calculated MW: 88kDa	
	Observed MW: 110-125 kDa	

Applications

Tested Applications:
WB, IHC, IF/ICC, ELISA

Species Specificity:
human

Note-IHC: suggested antigen retrieval with TE buffer pH 9.0; (*) Alternatively, antigen retrieval may be performed with citrate buffer pH 6.0

Positive Controls:

WB : HeLa cells, HepG2 cells, MCF-7 cells, HEK-293T cells, A549 cells

IHC : human ovary cancer tissue,

IF/ICC : A431 cells, U-251 cells

Background Information

PTPN12 (Tyrosine-protein phosphatase non-receptor type 12), also referred to as PTP-PEST (PTP-proline, glutamic acid, serine, and threonine-rich), is a cytoplasmic PTP expressed in a wide spectrum of cell types. PTPN12 has been identified as a potent tumor suppressor in human cancers and a critical regulator of cell adhesion and migration (PMID: 26391955, 29743287). PTPN12 is phosphorylated on serine and threonine residues and is rich in proline (P), glutamate (E), serine (S), and threonine (T) residues. Western blot analysis detected PTPN12 at an apparent molecular mass of 110 kDa.

Storage

Storage:

Store at -20°C. Stable for one year after shipment.

Storage Buffer:

PBS with 0.02% sodium azide and 50% glycerol pH 7.3.

Aliquoting is unnecessary for -20°C storage

*** 20ul sizes contain 0.1% BSA

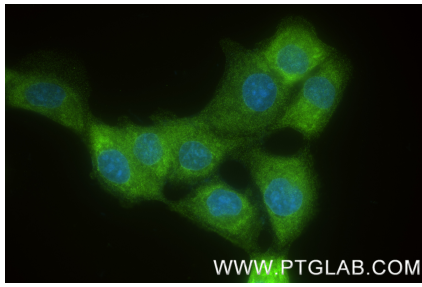
For technical support and original validation data for this product please contact:

T: 1 (888) 4PTGLAB (1-888-478-4522) (toll free in USA), or 1(312) 455-8498 (outside USA)

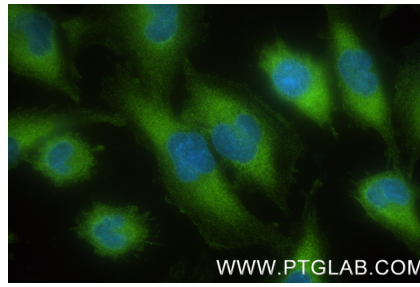
E: proteintech@ptglab.com
W: ptglab.com

This product is exclusively available under Proteintech Group brand and is not available to purchase from any other manufacturer.

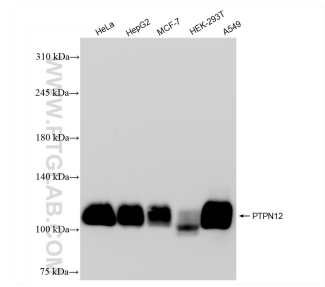
Selected Validation Data



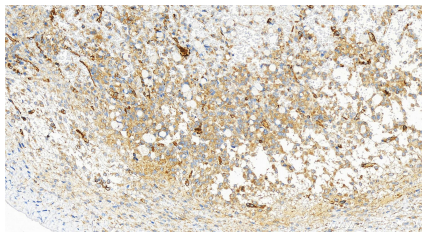
Immunofluorescent analysis of (-20°C Methanol) fixed A431 cells using PTPN12 antibody (83851-6-RR, Clone: 240983C9) at dilution of 1:400 and CoraLite®488-Conjugated Goat Anti-Rabbit IgG(H+L) (SA00013-2).



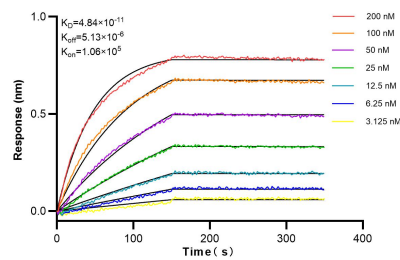
Immunofluorescent analysis of (-20°C Methanol) fixed U-251 cells using PTPN12 antibody (83851-6-RR, Clone: 240983C9) at dilution of 1:400 and CoraLite®488-Conjugated Goat Anti-Rabbit IgG(H+L) (SA00013-2).



Various lysates were subjected to SDS PAGE followed by western blot with 83851-6-RR (PTPN12 antibody) at dilution of 1:10000 incubated at room temperature for 1.5 hours.



Immunohistochemical analysis of paraffin-embedded human ovary cancer tissue slide using 83851-6-RR (PTPN12 antibody) at dilution of 1:1000 (under 20x lens). Heat mediated antigen retrieval with Tris-EDTA buffer (pH 9.0).



Biolayer interferometry (BLI) kinetic assays of 83851-6-RR against Human PTPN12 were performed. The affinity constant is 48.4 pM.