

For Research Use Only

SON Recombinant antibody, PBS Only (Detector)

Catalog Number: 83787-1-PBS



Basic Information

Catalog Number: 83787-1-PBS	GenBank Accession Number: NM_001291411	Purification Method: Protein A purification
Size: 100ug, Concentration: 1 mg/ml by Nanodrop;	GeneID (NCBI): 6651	CloneNo.: 240845C12
Source: Rabbit	UNIPROT ID: P18583	
Isotype: IgG	Full Name: SON DNA binding protein	
Immunogen Catalog Number: AG27620	Calculated MW: 264 aa	

Applications

Tested Applications:
Cytometric bead array, Sandwich ELISA, Indirect ELISA, Sample test

Species Specificity:
human

Product Information

83787-1-PBS targets SON as part of a matched antibody pair:

MP00772-2: 83787-3-PBS capture and 83787-1-PBS detection (validated in Cytometric bead array)

MP00772-3: 83787-6-PBS capture and 83787-1-PBS detection (validated in Sandwich ELISA)

Unconjugated rabbit recombinant monoclonal antibody in PBS only (BSA and azide free) storage buffer at a concentration of 1 mg/mL, ready for conjugation. Created using Proteintech's proprietary in-house recombinant technology. Recombinant production enables unrivalled batch-to-batch consistency, easy scale-up, and future security of supply.

This conjugation ready format makes antibodies ideal for use in many applications including: ELISAs, multiplex assays requiring matched pairs, mass cytometry, and multiplex imaging applications. Antibody use should be optimized by the end user for each application and assay.

Storage

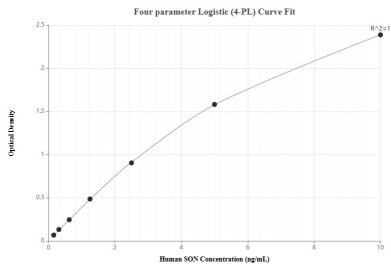
Storage:
Store at -80°C.

Storage Buffer:
PBS Only

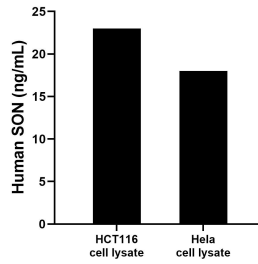
For technical support and original validation data for this product please contact:
T: 1 (888) 4PTGLAB (1-888-478-4522) (toll free in USA), or 1(312) 455-8498 (outside USA) E: proteintech@ptglab.com
W: ptglab.com

This product is exclusively available under Proteintech Group brand and is not available to purchase from any other manufacturer.

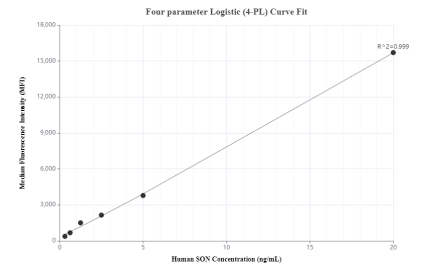
Selected Validation Data



Sandwich ELISA standard curve of MP00772-3, Human SON Recombinant Matched Antibody Pair - PBS only. 83787-6-PBS was coated to a plate as the capture antibody and incubated with serial dilutions of standard Ag27620. 83787-1-PBS was HRP conjugated as the detection antibody. Range: 0.156-10 ng/mL



HCT116 and HeLa cell lysate were measured. The human SON concentration of detected samples was determined to be 23.0 ng/mL (based on a 4.8 mg/mL extract load) in HCT116 cell lysate and 18.0 ng/mL (based on a 1.2 mg/mL extract load) in HeLa cell lysate.



Cytometric bead array standard curve of MP00772-2, SON Recombinant Matched Antibody Pair, PBS Only. Capture antibody: 83787-3-PBS. Detection antibody: 83787-1-PBS. Standard: Ag27620. Range: 0.313-20 ng/mL