

For Research Use Only

# MAFB Recombinant antibody, PBS Only (Capture)



Catalog Number: 83783-2-PBS

## Basic Information

<b>Catalog Number:</b> 83783-2-PBS	<b>GenBank Accession Number:</b> BC036689	<b>Purification Method:</b> Protein A purification
<b>Size:</b> 100ug, Concentration: 1 mg/ml by Nanodrop;	<b>GeneID (NCBI):</b> 9935	<b>CloneNo.:</b> 240821D5
<b>Source:</b> Rabbit	<b>ENSEMBL Gene ID:</b> ENSG00000204103	
<b>Isotype:</b> IgG	<b>UNIPROT ID:</b> Q9Y5Q3	
<b>Immunogen Catalog Number:</b> AG14102	<b>Full Name:</b> v-maf musculoaponeurotic fibrosarcoma oncogene homolog B (avian)	
	<b>Calculated MW:</b> 323 aa, 36 kDa	

## Applications

**Tested Applications:**  
Indirect ELISA, Cytometric bead array

**Species Specificity:**  
Human

## Product Information

83783-2-PBS targets MAFB as part of a matched antibody pair:

- MP00750-1: 83783-2-PBS capture and 83783-4-PBS detection (validated in Cytometric bead array)
- MP00750-2: 83783-2-PBS capture and 83783-1-PBS detection (validated in Cytometric bead array)
- MP00750-3: 83783-2-PBS capture and 83783-3-PBS detection (validated in Cytometric bead array)

Unconjugated rabbit recombinant monoclonal antibody in PBS only (BSA and azide free) storage buffer at a concentration of 1 mg/mL, ready for conjugation. Created using Proteintech's proprietary in-house recombinant technology. Recombinant production enables unrivalled batch-to-batch consistency, easy scale-up, and future security of supply.

This conjugation ready format makes antibodies ideal for use in many applications including: ELISAs, multiplex assays requiring matched pairs, mass cytometry, and multiplex imaging applications. Antibody use should be optimized by the end user for each application and assay.

## Storage

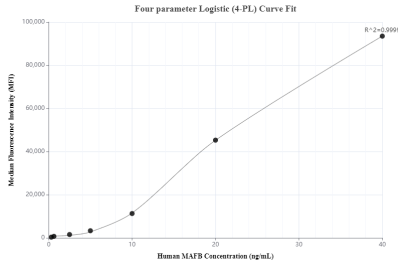
**Storage:**  
Store at -80°C.

**Storage Buffer:**  
PBS Only

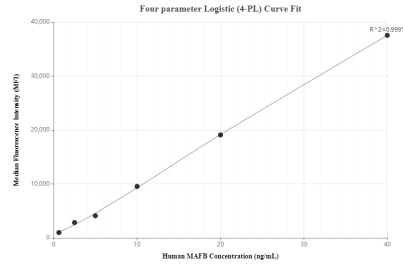
For technical support and original validation data for this product please contact:  
T: 1 (888) 4PTGLAB (1-888-478-4522) (toll free in USA), or 1(312) 455-8498 (outside USA)      E: proteintech@ptglab.com  
W: ptglab.com

This product is exclusively available under Proteintech Group brand and is not available to purchase from any other manufacturer.

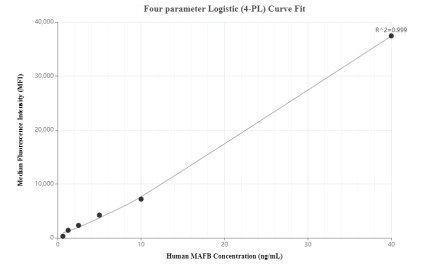
## Selected Validation Data



Cytometric bead array standard curve of MP00750-1, MAFB Recombinant Matched Antibody Pair, PBS Only. Capture antibody: 83783-2-PBS. Detection antibody: 83783-4-PBS. Standard: Ag14102. Range: 0.313-40 ng/mL



Cytometric bead array standard curve of MP00750-2, MAFB Recombinant Matched Antibody Pair, PBS Only. Capture antibody: 83783-2-PBS. Detection antibody: 83783-1-PBS. Standard: Ag14102. Range: 0.625-40 ng/mL



Cytometric bead array standard curve of MP00750-3, MAFB Recombinant Matched Antibody Pair, PBS Only. Capture antibody: 83783-2-PBS. Detection antibody: 83783-3-PBS. Standard: Ag14102. Range: 0.625-40 ng/mL