

For Research Use Only

# TNC/Tenascin-C Recombinant antibody, PBS Only (Capture)

Catalog Number: 83767-3-PBS



## Basic Information

<b>Catalog Number:</b> 83767-3-PBS	<b>GenBank Accession Number:</b> BC151843	<b>Purification Method:</b> Protein A purification
<b>Size:</b> 100ug, Concentration: 1 mg/ml by Nanodrop;	<b>GeneID (NCBI):</b> 3371	<b>CloneNo.:</b> 240844A5
<b>Source:</b> Rabbit	<b>UNIPROT ID:</b> P24821	
<b>Isotype:</b> IgG	<b>Full Name:</b> tenascin C	
<b>Immunogen Catalog Number:</b> AG27122	<b>Calculated MW:</b> 2201 aa, 241 kDa	

## Applications

**Tested Applications:**  
Cytometric bead array, Sandwich ELISA, Indirect ELISA,  
Sample test

**Species Specificity:**  
human

## Product Information

83767-3-PBS targets TNC/Tenascin-C as part of a matched antibody pair:

MP00755-2: 83767-3-PBS capture and 83767-4-PBS detection (validated in Cytometric bead array, Sandwich ELISA)

Unconjugated rabbit recombinant monoclonal antibody in PBS only (BSA and azide free) storage buffer at a concentration of 1 mg/mL, ready for conjugation. Created using Proteintech's proprietary in-house recombinant technology. Recombinant production enables unrivalled batch-to-batch consistency, easy scale-up, and future security of supply.

This conjugation ready format makes antibodies ideal for use in many applications including: ELISAs, multiplex assays requiring matched pairs, mass cytometry, and multiplex imaging applications. Antibody use should be optimized by the end user for each application and assay.

## Storage

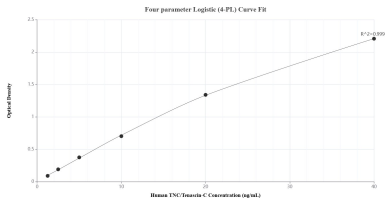
**Storage:**  
Store at -80°C.

**Storage Buffer:**  
PBS Only

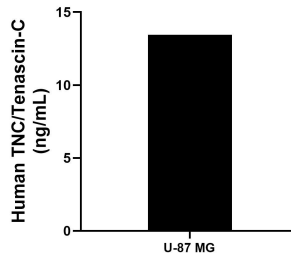
For technical support and original validation data for this product please contact:  
T: 1 (888) 4PTGLAB (1-888-478-4522) (toll free in USA), or 1(312) 455-8498 (outside USA)      E: proteintech@ptglab.com  
W: ptglab.com

**This product is exclusively available under Proteintech Group brand and is not available to purchase from any other manufacturer.**

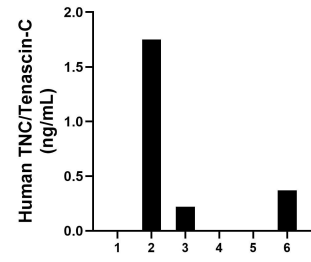
## Selected Validation Data



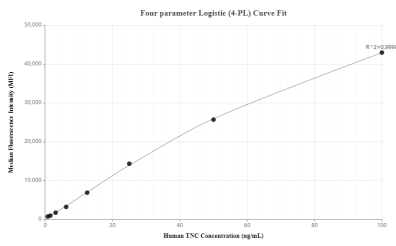
Sandwich ELISA standard curve of MP00755-2, Human TNC/Tenascin-C Recombinant Matched Antibody Pair - PBS only. 83767-3-PBS was coated to a plate as the capture antibody and incubated with serial dilutions of standard Ag27122. 83767-4-PBS was HRP conjugated as the detection antibody. Range: 1.25-40 ng/mL.



The mean TNC/Tenascin-C concentration was determined to be 13.44 ng/mL in U-87 MG cell extract based on a 1.00 mg/mL extract load.



Serum of six individual healthy human donors was measured. The TNC/Tenascin-C concentration of detected samples was determined to be 0.78 ng/mL with a range of ND-1.75 ng/mL.



Cytometric bead array standard curve of MP00755-2, TNC/Tenascin-C Recombinant Matched Antibody Pair, PBS Only. Capture antibody: 83767-3-PBS. Detection antibody: 83767-4-PBS. Standard: Ag27122. Range: 0.78-100 ng/mL.