

For Research Use Only

IL-6 Recombinant antibody

Catalog Number: 83747-5-RR



Basic Information

Catalog Number: 83747-5-RR	GenBank Accession Number: BC015511	Purification Method: Protein A purification
Size: 100ul , Concentration: 1000 ug/ml by Nanodrop;	GeneID (NCBI): 3569	CloneNo.: 240670F10
Source: Rabbit	ENSEMBL Gene ID: ENSG00000136244	Recommended Dilutions: WB 1:500-1:2000 IF/ICC 1:50-1:500
Isotype: IgG	UNIPROT ID: P05231	
	Full Name: interleukin 6 (interferon, beta 2)	
	Calculated MW: 212 aa, 24 kDa	
	Observed MW: 24 kDa	

Applications

Tested Applications: WB, IF/ICC, ELISA	Positive Controls: WB : LPS and Brefeldin A treated HUVEC cells, IF/ICC : THP-1 cells,
Species Specificity: human	

Background Information

Interleukin-6 (IL-6) is an interleukin that acts as both a pro-inflammatory and anti-inflammatory cytokine. IL-6 protein is secreted by a variety of cell types including T cells and macrophages as phosphorylated and variably glycosylated molecule. IL-6 plays an essential role in the final differentiation of B-cells into Ig-secreting cells involved in lymphocyte and monocyte differentiation. It induces myeloma and plasmacytoma growth and induces nerve cells differentiation acts on B-cells, T-cells, hepatocytes, hematopoietic progenitor cells and cells of the CNS. IL-6 is also considered a myokine, a cytokine produced from muscle, and is elevated in response to muscle contraction. IL-6 has been shown to interact with interleukin-6 receptor and glycoprotein 130. Additionally, IL-6 is involved in hematopoiesis, bone metabolism, and cancer progression, and has been defined an essential role in directing transition from innate to acquired immunity.

Storage


Storage:
Store at -20°C. Stable for one year after shipment.
Storage Buffer:
PBS with 0.02% sodium azide and 50% glycerol pH 7.3.
Aliquoting is unnecessary for -20°C storage

*** 20ul sizes contain 0.1% BSA

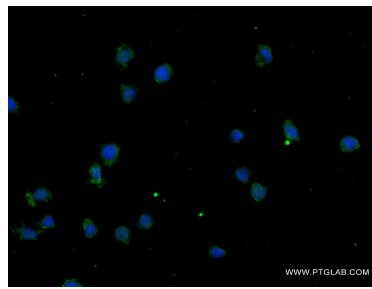
For technical support and original validation data for this product please contact:
T: 1 (888) 4PTGLAB (1-888-478-4522) (toll free in USA), or 1(312) 455-8498 (outside USA) E: proteintech@ptglab.com
W: ptglab.com

This product is exclusively available under Proteintech Group brand and is not available to purchase from any other manufacturer.

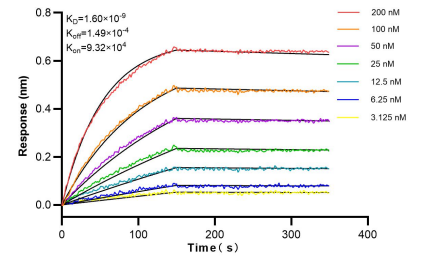
Selected Validation Data



LPS and Brefeldin A treated HUVEC cells were subjected to SDS PAGE followed by western blot with 83747-5-RR (IL-6 antibody) at dilution of 1:1000 incubated at room temperature for 1.5 hours.



Immunofluorescent analysis of (4% PFA) fixed THP-1 cells using IL-6 antibody (83747-5-RR, Clone: 240670F10) at dilution of 1:100 and CoraLite@488-Conjugated Goat Anti-Rabbit IgG(H+L) (SA00013-2).



Biolayer interferometry (BLI) kinetic assays of 83747-5-RR against Human IL-6 were performed. The affinity constant is 1.60 nM.