

For Research Use Only

USP4 Recombinant antibody

Catalog Number: 83734-2-RR



Basic Information

Catalog Number: 83734-2-RR	GenBank Accession Number: BC125131	Purification Method: Protein A purification
Size: 100ul, Concentration: 1000 ug/ml by Nanodrop;	GeneID (NCBI): 7375	CloneNo.: 240797B11
Source: Rabbit	UNIPROT ID: Q13107	Recommended Dilutions: WB 1:5000-1:50000 IHC 1:300-1:1200
Isotype: IgG	Full Name: ubiquitin specific peptidase 4 (proto-oncogene)	
Immunogen Catalog Number: AG28297	Calculated MW: 963 aa, 109 kDa	
	Observed MW: 109 kDa	

Applications

Tested Applications:
WB, IHC, FC (Intra), ELISA

Species Specificity:
human

Note-IHC: suggested antigen retrieval with TE buffer pH 9.0; (*) Alternatively, antigen retrieval may be performed with citrate buffer pH 6.0

Positive Controls:

WB: THP-1 cells, NCI-H1299 cells, K-562 cells, Jurkat cells, MCF-7 cells, HeLa cells, HepG2 cells

IHC: human ovary cancer tissue,

Background Information

USP4, also known as UNP and UNPH, belongs to the peptidase C19 family and USP4 subfamily. USP4 is a deubiquitinating enzyme that links to mitogen-activated protein kinase signaling, pre-mRNA splicing, and control of p53 stability (PMID: 26455393). USP4 has 3 isoforms with the molecular mass of 36, 104 and 109 kDa. Recently, it has been reported that USP4 is a critical factor in promoting lung cancer stemness and potentially useful lung cancer prognosis marker (PMID: 32549341).

Storage

Storage:
Store at -20°C. Stable for one year after shipment.
Storage Buffer:
PBS with 0.02% sodium azide and 50% glycerol pH 7.3.
Aliquoting is unnecessary for -20°C storage

***** 20ul sizes contain 0.1% BSA**

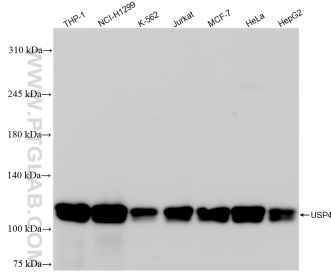
For technical support and original validation data for this product please contact:

T: 1 (888) 4PTGLAB (1-888-478-4522) (toll free in USA), or 1(312) 455-8498 (outside USA)

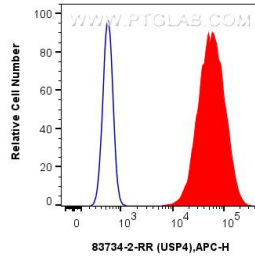
E: proteintech@ptglab.com
W: ptglab.com

This product is exclusively available under Proteintech Group brand and is not available to purchase from any other manufacturer.

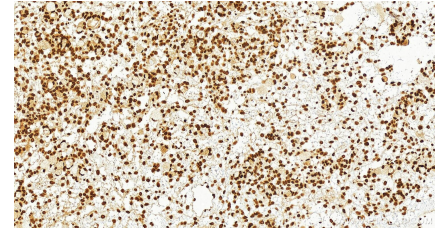
Selected Validation Data



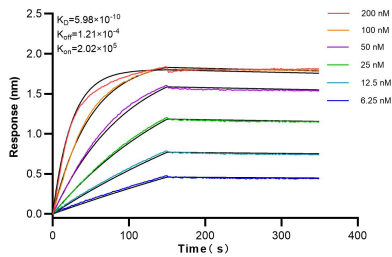
Various lysates were subjected to SDS PAGE followed by western blot with 83734-2-RR (USP4 antibody) at dilution of 1:10000 incubated at room temperature for 1.5 hours.



1×10^6 U-251 cells were intracellularly stained with 0.25 ug USP4 Recombinant antibody (83734-2-RR, Clone:240797B11) and APC-Conjugated AffiniPure Goat Anti-Rabbit IgG(H+L)(red), or 0.25 ug Isotype Control (blue). Cells were fixed with 4% PFA and permeabilized with Flow Cytometry Perm Buffer (PF00011-C).



Immunohistochemical analysis of paraffin-embedded human ovary cancer tissue slide using 83734-2-RR (USP4 antibody) at dilution of 1:600 (under 20x lens). Heat mediated antigen retrieval with Tris-EDTA buffer (pH 9.0).



Bi-layer interferometry (BLI) kinetic assays of 83734-2-RR against Human USP4 were performed. The affinity constant is 0.598 nM.