

For Research Use Only

HDAC1 Recombinant antibody, PBS Only (Capture/Detector)

Catalog Number:83624-3-PBS



Basic Information

Catalog Number: 83624-3-PBS	GenBank Accession Number: BC000301	Purification Method: Protein A purification
Size: 100ug , Concentration: 1 mg/ml by Nanodrop;	GeneID (NCBI): 3065	CloneNo.: 240614D2
Source: Rabbit	UNIPROT ID: Q13547	
Isotype: IgG	Full Name: histone deacetylase 1	
Immunogen Catalog Number: AG0256	Calculated MW: 55 kDa	

Applications

Tested Applications:
Cytometric bead array, Indirect ELISA

Species Specificity:
human

Product Information

83624-3-PBS targets HDAC1 as part of a matched antibody pair:

MP00577-2: 83624-3-PBS capture and 83624-4-PBS detection (validated in Cytometric bead array)

MP00577-3: 83624-1-PBS capture and 83624-3-PBS detection (validated in Cytometric bead array)

Unconjugated rabbit recombinant monoclonal antibody in PBS only (BSA and azide free) storage buffer at a concentration of 1 mg/mL, ready for conjugation. Created using Proteintech's proprietary in-house recombinant technology. Recombinant production enables unrivalled batch-to-batch consistency, easy scale-up, and future security of supply.

This conjugation ready format makes antibodies ideal for use in many applications including: ELISAs, multiplex assays requiring matched pairs, mass cytometry, and multiplex imaging applications. Antibody use should be optimized by the end user for each application and assay.

Storage

Storage:
Store at -80°C.
Storage Buffer:
PBS Only

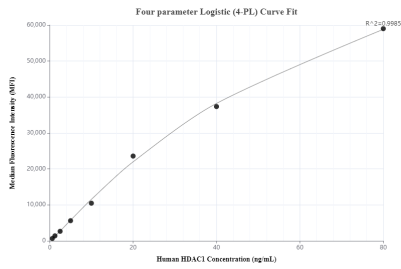
For technical support and original validation data for this product please contact:

T: 1 (888) 4PTGLAB (1-888-478-4522) (toll free in USA), or 1(312) 455-8498 (outside USA)

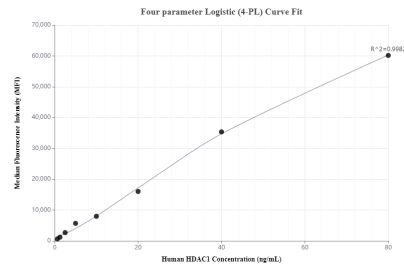
E: proteintech@ptglab.com
W: ptglab.com

This product is exclusively available under Proteintech Group brand and is not available to purchase from any other manufacturer.

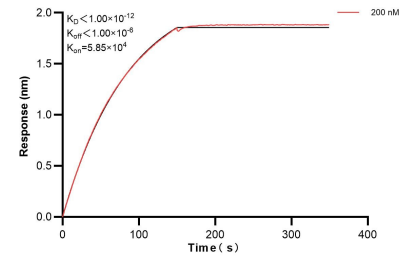
Selected Validation Data



Cytometric bead array standard curve of MP00577-2, HDAC1 Recombinant Matched Antibody Pair, PBS Only. Capture antibody: 83624-3-PBS. Detection antibody: 83624-4-PBS. Standard: Ag0256. Range: 0.625-80 ng/mL.



Cytometric bead array standard curve of MP00577-3, HDAC1 Recombinant Matched Antibody Pair, PBS Only. Capture antibody: 83624-1-PBS. Detection antibody: 83624-3-PBS. Standard: Ag0256. Range: 0.625-80 ng/mL.



Bi-layer interferometry (BLI) kinetic assay of 83624-3-PBS against Human HDAC1 was performed. The affinity constant is below 1 pM.