

For Research Use Only

NLRP6 Recombinant antibody

Catalog Number: 83555-5-RR



Basic Information

Catalog Number: 83555-5-RR	GenBank Accession Number: NM_138329.2	Purification Method: Protein A purification
Size: 100ul , Concentration: 1000 ug/ml by Nanodrop;	GeneID (NCBI): 171389	CloneNo.: 240543B2
Source: Rabbit	UNIPROT ID: P59044	Recommended Dilutions: WB 1:1000-1:4000 IF/ICC 1:200-1:800
Isotype: IgG	Full Name: NLR family, pyrin domain containing 6	
Immunogen Catalog Number: AG34516	Calculated MW: 99 kDa	
	Observed MW: 98 kDa	

Applications

Tested Applications: WB, IF/ICC, ELISA	Positive Controls: WB : mouse colon tissue, IF/ICC : A549 cells,
Species Specificity: human, mouse	

Background Information

NOD-like receptor family pyrin domain containing 6 (NLRP6) is also named as NACHT, LRR and PYD domains-containing protein 6 and ZFML, Angiotensin II/vasopressin receptor, NALP6 and PYPAF5. NLRP6 forms a complex with ASC and caspase-1 or caspase-11 to form an inflammasome complex cleaving pro-interleukin-1 β (IL-1 β) and IL-18 into their biologically active forms. The function of NLRP6 has been attributed to the maintenance of epithelial integrity and host defense against microbial infections (PMID: 33910012). NLRP6 is reported to be involved in inflammasome activation, regulation of nuclear factor- κ B (NF- κ B) and mitogen-activated protein kinase (MAPK) signaling, antiviral interferon (IFN) signaling, mucus secretion, and antimicrobial peptide (AMP) production. NLRP6 is a novel NLR family member, that shows high expression in the intestine and liver (in contrast to NLRP3 in myeloid cells), to regulate inflammation and host defense against microbes (PMID: 32386845).

Storage

Storage:
Store at -20°C. Stable for one year after shipment.
Storage Buffer:
PBS with 0.02% sodium azide and 50% glycerol pH 7.3.
Aliquoting is unnecessary for -20°C storage

*** 20ul sizes contain 0.1% BSA

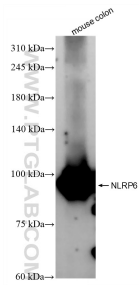
For technical support and original validation data for this product please contact:

T: 1 (888) 4PTGLAB (1-888-478-4522) (toll free in USA), or 1(312) 455-8498 (outside USA)

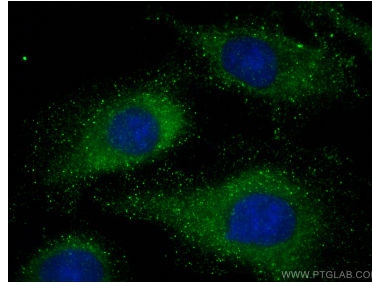
E: proteintech@ptglab.com
W: ptglab.com

This product is exclusively available under Proteintech Group brand and is not available to purchase from any other manufacturer.

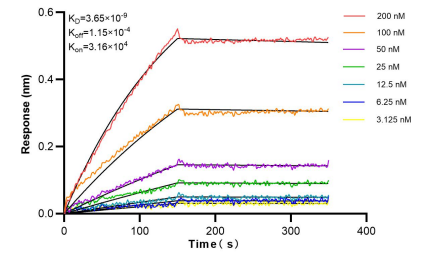
Selected Validation Data



mouse colon tissue were subjected to SDS PAGE followed by western blot with 83555-5-RR (NLRP6 antibody) at dilution of 1:2000 incubated at room temperature for 1.5 hours.



Immunofluorescent analysis of (-20°C Methanol) fixed A549 cells using NLRP6 antibody (83555-5-RR, Clone: 240543B2) at dilution of 1:400 and Multi-rAb CoraLite® Plus 488-Goat Anti-Rabbit Recombinant Secondary Antibody (H+L) (RGAR002).



Biolayer interferometry (BLI) kinetic assays of 83555-5-RR against Human NLRP6 were performed. The affinity constant is 3.65 nM.