

For Research Use Only

MED12L Recombinant antibody

Catalog Number: 83540-1-RR



Basic Information

Catalog Number: 83540-1-RR	GenBank Accession Number: NM_053002	Purification Method: Protein A purification
Size: 100ul , Concentration: 1000 ug/ml by Nanodrop;	GeneID (NCBI): 116931	CloneNo.: 240101C11
Source: Rabbit	UNIPROT ID: Q86YW9	Recommended Dilutions: IHC 1:500-1:2000 IF/ICC 1:150-1:600
Isotype: IgG	Full Name: mediator complex subunit 12-like	
Immunogen Catalog Number: AG34636	Calculated MW: 240 kDa	

Applications

Tested Applications: IHC, IF/ICC, FC (Intra), ELISA	Positive Controls: IHC : mouse brain tissue, IF/ICC : HepG2 cells,
Species Specificity: human, mouse	

Note-IHC: suggested antigen retrieval with TE buffer pH 9.0; (*) Alternatively, antigen retrieval may be performed with citrate buffer pH 6.0

Background Information

MED12L, also named as KIAA1635, TNRC11L, TRALP and TRALPUSH, belongs to the Mediator complex subunit 12 family. MED12L may be a component of the Mediator complex, a coactivator involved in the regulated transcription of nearly all RNA polymerase II-dependent genes. MED12L is a mediator functions as a bridge to convey information from gene-specific regulatory proteins to the basal RNA polymerase II transcription machinery. MED12L is recruited to promoters by direct interactions with regulatory proteins and serves as a scaffold for the assembly of a functional preinitiation complex with RNA polymerase II and the general transcription factors. This antibody can recognize all the isoform of MED12L. This antibody has no cross-reaction to MED12.

Storage

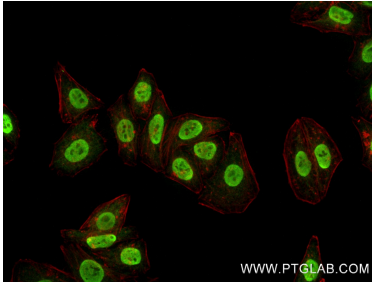
Storage:
Store at -20°C. Stable for one year after shipment.
Storage Buffer:
PBS with 0.02% sodium azide and 50% glycerol pH 7.3.
Aliquoting is unnecessary for -20°C storage

***** 20ul sizes contain 0.1% BSA**

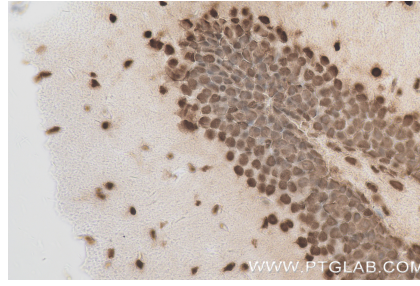
For technical support and original validation data for this product please contact:
T: 1 (888) 4PTGLAB (1-888-478-4522) (toll free in USA), or 1(312) 455-8498 (outside USA)
E: proteintech@ptglab.com
W: ptglab.com

This product is exclusively available under Proteintech Group brand and is not available to purchase from any other manufacturer.

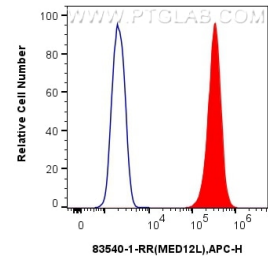
Selected Validation Data



Immunofluorescent analysis of (4% PFA) fixed HepG2 cells using MED12L antibody (83540-1-RR, Clone: 240101C11) at dilution of 1:300 and CoraLite®488-Conjugated AffiniPure Goat Anti-Mouse IgG(H+L) (SA00013-1), CL594-Phalloidin (red).



Immunohistochemical analysis of paraffin-embedded mouse brain tissue slide using 83540-1-RR (MED12L antibody) at dilution of 1:1000 (under 40x lens). Heat mediated antigen retrieval with Tris-EDTA buffer (pH 9.0).



1x10⁶ U2OS cells were intracellularly stained with 0.25 ug MED12L Recombinant antibody (83540-1-RR, Clone:240101C11) and APC-Conjugated AffiniPure Goat Anti-Rabbit IgG(H+L) (red), or 0.25 ug Isotype Control (blue). Cells were fixed and permeabilized with Transcription Factor Staining Buffer Kit (PF00011).