

For Research Use Only

CD86 Recombinant antibody, PBS Only (Detector)

Catalog Number: 83523-6-PBS



Basic Information

Catalog Number: 83523-6-PBS	GenBank Accession Number: NM_175862	Purification Method: Protein A purification
Size: 100ug, Concentration: 1 mg/ml by Nanodrop;	GeneID (NCBI): 942	CloneNo.: 240429F4
Source: Rabbit	ENSEMBL Gene ID: ENSG00000114013	
Isotype: IgG	UNIPROT ID: P42081	
	Full Name: CD86 molecule	
	Calculated MW: 329 aa, 38 kDa	

Applications

Tested Applications:
Sandwich ELISA, Indirect ELISA, Sample test

Species Specificity:
human

Product Information

83523-6-PBS targets CD86 as part of a matched antibody pair:

MP00511-3: 83523-5-PBS capture and 83523-6-PBS detection (validated in Sandwich ELISA)

Unconjugated rabbit recombinant monoclonal antibody in PBS only (BSA and azide free) storage buffer at a concentration of 1 mg/mL, ready for conjugation. Created using Proteintech's proprietary in-house recombinant technology. Recombinant production enables unrivalled batch-to-batch consistency, easy scale-up, and future security of supply.

This conjugation ready format makes antibodies ideal for use in many applications including: ELISAs, multiplex assays requiring matched pairs, mass cytometry, and multiplex imaging applications. Antibody use should be optimized by the end user for each application and assay.

Storage

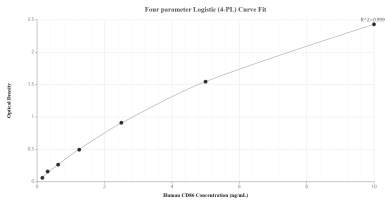
Storage:
Store at -80°C.

Storage Buffer:
PBS Only

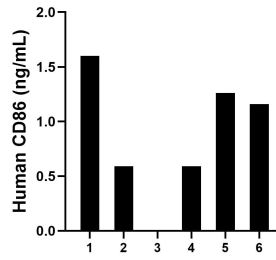
For technical support and original validation data for this product please contact:
T: 1 (888) 4PTGLAB (1-888-478-4522) (toll free in USA), or 1(312) 455-8498 (outside USA) E: proteintech@ptglab.com
W: ptglab.com

This product is exclusively available under Proteintech Group brand and is not available to purchase from any other manufacturer.

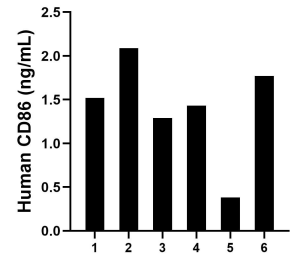
Selected Validation Data



Sandwich ELISA standard curve of MP00511-3, Human CD86 Recombinant Matched Antibody Pair - PBS only. 83523-5-PBS was coated to a plate as the capture antibody and incubated with serial dilutions of standard Eg0966. 83523-6-PBS was HRP conjugated as the detection antibody. Range: 0.156-10 ng/mL



Plasma of six individual healthy human donors was measured. The CD86 concentration of detected samples was determined to be 1.04 ng/mL with a range of ND - 1.60 ng/mL



Serum of six individual healthy human donors was measured. The CD86 concentration of detected samples was determined to be 1.41 ng/mL with a range of 0.38 - 2.09 ng/mL