

For Research Use Only

# ELAC2 Recombinant antibody, PBS Only



Catalog Number: 83468-6-PBS

## Basic Information

<b>Catalog Number:</b> 83468-6-PBS	<b>GenBank Accession Number:</b> BC004158	<b>Purification Method:</b> Protein A purification
<b>Size:</b> 100ug , Concentration: 1 mg/ml by Nanodrop;	<b>GeneID (NCBI):</b> 60528	<b>CloneNo.:</b> 240487B6
<b>Source:</b> Rabbit	<b>UNIPROT ID:</b> Q9BQ52	
<b>Isotype:</b> IgG	<b>Full Name:</b> elaC homolog 2 (E. coli)	
<b>Immunogen Catalog Number:</b> AG0105	<b>Calculated MW:</b> 92 kDa	

## Applications

**Tested Applications:**  
WB, ELISA

**Species Specificity:**  
human

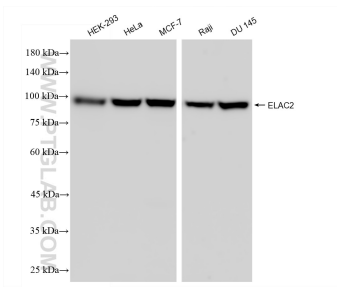
## Storage

**Storage:**  
Store at -80°C.  
**Storage Buffer:**  
PBS Only

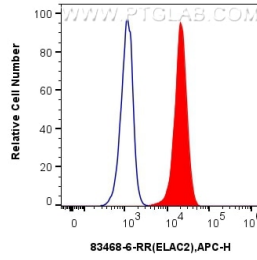
For technical support and original validation data for this product please contact:  
T: 1 (888) 4PTGLAB (1-888-478-4522) (toll free in USA), or 1(312) 455-8498 (outside USA)      E: [proteintech@ptglab.com](mailto:proteintech@ptglab.com)  
W: [ptglab.com](http://ptglab.com)

This product is exclusively available under Proteintech Group brand and is not available to purchase from any other manufacturer.

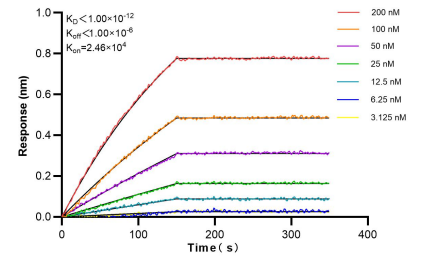
## Selected Validation Data



Various lysates were subjected to SDS PAGE followed by western blot with 83468-6-RR (ELAC2 antibody) at dilution of 1:10000 incubated at room temperature for 1.5 hours. This data was developed using the same antibody clone with 83468-6-PBS in a different storage buffer formulation.



$1 \times 10^6$  A431 cells were intracellularly stained with 0.25 ug ELAC2 Recombinant antibody (83468-6-RR, Clone:240487B6) and APC-Conjugated AffiniPure Goat Anti-Rabbit IgG(H+L)(red), or 0.25 ug Isotype Control (blue). Cells were fixed and permeabilized with Transcription Factor Staining Buffer Kit (PF00011). This data was developed using the same antibody clone with 83468-6-PBS in a different storage buffer formulation.



Bioluminescence resonance energy transfer (BRET) kinetic assays of 83468-6-RR against Human ELAC2 were performed. The affinity constant is below 1 pM.