

For Research Use Only

# IFITM2 Recombinant antibody, PBS Only (Capture)

Catalog Number: 83455-2-PBS



## Basic Information

<b>Catalog Number:</b> 83455-2-PBS	<b>GenBank Accession Number:</b> BC009696	<b>Purification Method:</b> Protein A purification
<b>Size:</b> 100ug, Concentration: 1 mg/ml by Nanodrop;	<b>GeneID (NCBI):</b> 10581	<b>CloneNo.:</b> 240318F3
<b>Source:</b> Rabbit	<b>UNIPROT ID:</b> Q01629	
<b>Isotype:</b> IgG	<b>Full Name:</b> interferon induced transmembrane protein 2 (1-8D)	
<b>Immunogen Catalog Number:</b> AG3451	<b>Calculated MW:</b> 132 aa, 15 kDa	

## Applications

**Tested Applications:**  
Cytometric bead array, Sandwich ELISA, Indirect ELISA, Sample test

**Species Specificity:**  
human

## Product Information

83455-2-PBS targets IFITM2 as part of a matched antibody pair.

MP00456-1: 83455-2-PBS capture and 83455-4-PBS detection (validated in Cytometric bead array, Sandwich ELISA)

Unconjugated rabbit recombinant monoclonal antibody in PBS only (BSA and azide free) storage buffer at a concentration of 1 mg/mL, ready for conjugation. Created using Proteintech's proprietary in-house recombinant technology. Recombinant production enables unrivalled batch-to-batch consistency, easy scale-up, and future security of supply.

This conjugation ready format makes antibodies ideal for use in many applications including: ELISAs, multiplex assays requiring matched pairs, mass cytometry, and multiplex imaging applications. Antibody use should be optimized by the end user for each application and assay.

## Storage

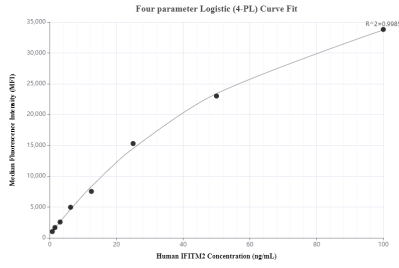
**Storage:**  
Store at -80°C.

**Storage Buffer:**  
PBS Only

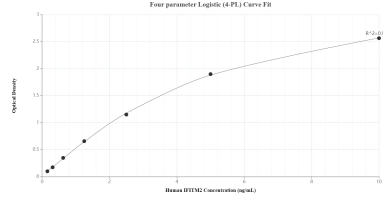
For technical support and original validation data for this product please contact:  
T: 1 (888) 4PTGLAB (1-888-478-4522) (toll free in USA), or 1(312) 455-8498 (outside USA)      E: proteintech@ptglab.com  
W: ptglab.com

This product is exclusively available under Proteintech Group brand and is not available to purchase from any other manufacturer.

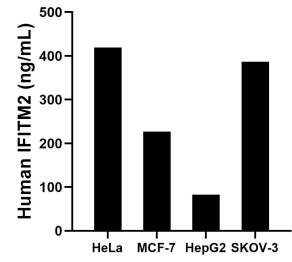
## Selected Validation Data



Cytometric bead array standard curve of MP00456-1, IFITM2 Recombinant Matched Antibody Pair, PBS Only. Capture antibody: 83455-2-PBS. Detection antibody: 83455-4-PBS. Standard: Ag3451. Range: 0.78-100 ng/mL



Sandwich ELISA standard curve of MP00456-1, Human IFITM2 Recombinant Matched Antibody Pair - PBS only. 83455-2-PBS was coated to a plate as the capture antibody and incubated with serial dilutions of standard Ag3451. 83455-4-PBS was HRP conjugated as the detection antibody. Range: 0.156-10 ng/mL



The mean IFITM2 concentration was determined to be 418.98 ng/mL in HeLa cell extract based on a 3.20 mg/mL extract load, 227.15 ng/mL in MCF-7 cell extract based on a 1.20 mg/mL extract load, 82.55 ng/mL in HepG2 cell extract based on a 1.20 mg/mL extract load and 386.42 ng/mL in SKOV-3 cell extract based on a 2.30 mg/mL extract load.