

For Research Use Only

KIAA1715 Recombinant antibody, PBS Only



Catalog Number: 83418-5-PBS

Basic Information

Catalog Number: 83418-5-PBS	GenBank Accession Number: BC105132	Purification Method: Protein A purification
Size: 100ug , Concentration: 1 mg/ml by Nanodrop;	GeneID (NCBI): 80856	CloneNo.: 240211B9
Source: Rabbit	UNIPROT ID: Q9C0E8	
Isotype: IgG	Full Name: KIAA1715	
Immunogen Catalog Number: AG34669		

Applications

Tested Applications:
WB, IHC, IF/ICC, ELISA

Species Specificity:
human, mouse

Storage

Storage:
Store at -80°C.
Storage Buffer:
PBS Only

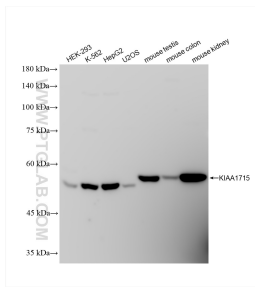
For technical support and original validation data for this product please contact:

T: 1 (888) 4PTGLAB (1-888-478-4522) (toll free
in USA), or 1(312) 455-8498 (outside USA)

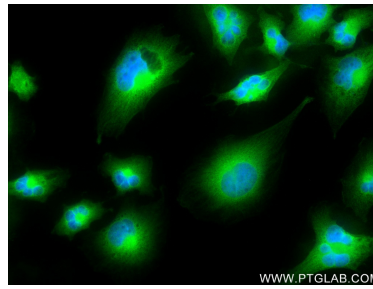
E: proteintech@ptglab.com
W: ptglab.com

This product is exclusively available under Proteintech Group brand and is not available to purchase from any other manufacturer.

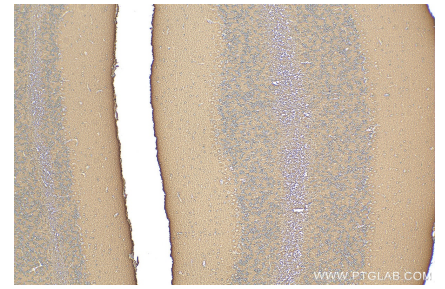
Selected Validation Data



Various lysates were subjected to SDS PAGE followed by western blot with 83418-5-RR (KIAA1715 antibody) at dilution of 1:5000 incubated at room temperature for 1.5 hours. This data was developed using the same antibody clone with 83418-5-PBS in a different storage buffer formulation.



Immunofluorescent analysis of (4% PFA) fixed U-251 cells using KIAA1715 antibody (83418-5-RR, Clone: 240211B9) at dilution of 1:400 and CoraLite®488-Conjugated AffiniPure Goat Anti-Rabbit IgG(H+L) (SA00013-2). This data was developed using the same antibody clone with 83418-5-PBS in a different storage buffer formulation.



Immunohistochemical analysis of paraffin-embedded mouse cerebellum tissue slide using 83418-5-RR (KIAA1715 antibody) at dilution of 1:200 (under 10x lens). Heat mediated antigen retrieval with Tris-EDTA buffer (pH 9.0). This data was developed using the same antibody clone with 83418-5-PBS in a different storage buffer formulation.