

For Research Use Only

TSSK4 Recombinant antibody

Catalog Number: 83401-4-RR



Basic Information

Catalog Number: 83401-4-RR	GenBank Accession Number: BC111088	Purification Method: Protein A purification
Size: 100ul , Concentration: 1000 ug/ml by Nanodrop;	GeneID (NCBI): 283629	CloneNo.: 240373F10
Source: Rabbit	UNIPROT ID: Q6SA08	Recommended Dilutions: WB 1:5000-1:50000 IHC 1:500-1:2000 IF-P 1:200-1:800
Isotype: IgG	Full Name: testis-specific serine kinase 4	
Immunogen Catalog Number: AG16205	Calculated MW: 338 aa, 37 kDa	
	Observed MW: 38-45 kDa	

Applications

Tested Applications:

WB, IHC, IF-P, ELISA

Species Specificity:

human, mouse, rat

Note-IHC: suggested antigen retrieval with TE buffer pH 9.0; (*) Alternatively, antigen retrieval may be performed with citrate buffer pH 6.0

Positive Controls:

WB : A549 cells, HT-29 cells, COLO 320 cells, mouse testis tissue, mouse colon tissue, rat testis tissue

IHC : mouse testis tissue,

IF-P : mouse testis tissue,

Background Information

TSSK4 (Testis-specific serine/threonine-protein kinase 4), testis-specific serine/threonine protein kinase 4, is a member of the testis-specific serine/threonine protein kinase family. It has autophosphorylation activity and self-binding properties; it can interact with and phosphorylate other proteins, e.g., it can bind to and phosphorylate Odf2. It's reported that TSSK4 plays an important role in spermatogenesis, TSSK4 knockout male mice develop reduced sperm motility and reduced fertility. In addition, TSSK4 regulates lung fibrosis by promoting the loss of alveolar epithelial type II cells through the HSP90-AKT signaling pathway.

Storage

Storage:

Store at -20°C. Stable for one year after shipment.

Storage Buffer:

PBS with 0.02% sodium azide and 50% glycerol pH 7.3.

Aliquoting is unnecessary for -20°C storage

***** 20ul sizes contain 0.1% BSA**


For technical support and original validation data for this product please contact:

T: 1 (888) 4PTGLAB (1-888-478-4522) (toll free in USA), or 1(312) 455-8498 (outside USA)

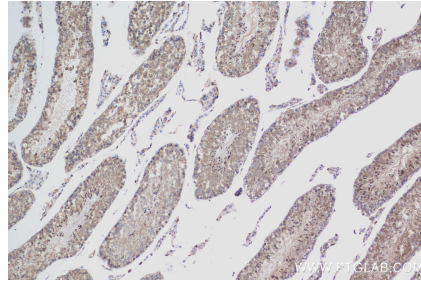
E: proteintech@ptglab.com
W: ptglab.com

This product is exclusively available under Proteintech Group brand and is not available to purchase from any other manufacturer.

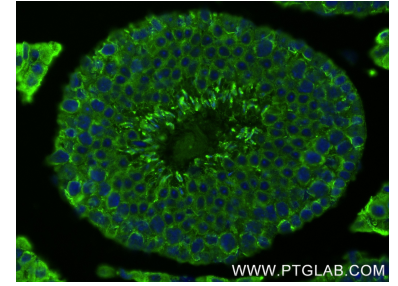
Selected Validation Data



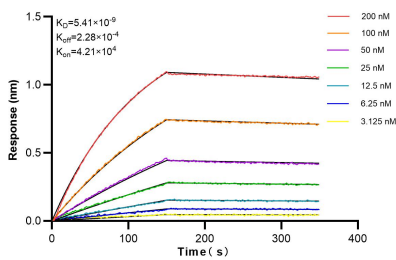
Various lysates were subjected to SDS PAGE followed by western blot with 83401-4-RR (TSSK4 antibody) at dilution of 1:10000 incubated at room temperature for 1.5 hours.



Immunohistochemical analysis of paraffin-embedded mouse testis tissue slide using 83401-4-RR (TSSK4 antibody) at dilution of 1:1000 (under 10x lens). Heat mediated antigen retrieval with Tris-EDTA buffer (pH 9.0).



Immunofluorescent analysis of (4% PFA) fixed paraffin-embedded mouse testis tissue using TSSK4 antibody (83401-4-RR, Clone: 240373F10) at dilution of 1:400 and CoraLite@488-Conjugated Goat Anti-Rabbit IgG(H+L) (SA00013-2). Heat mediated antigen retrieval with Tris-EDTA buffer (pH 9.0).



Biolayer interferometry (BLI) kinetic assays of 83401-4-RR against Human TSSK4 were performed. The affinity constant is 5.41 nM.