

For Research Use Only

AHR Recombinant antibody, PBS Only (Detector)

Catalog Number: 83369-1-PBS



Basic Information

Catalog Number: 83369-1-PBS	GenBank Accession Number: BC070080	Purification Method: Protein A purification
Size: 100ug, Concentration: 1 mg/ml by Nanodrop;	GeneID (NCBI): 196	CloneNo.: 240325A6
Source: Rabbit	UNIPROT ID: P35869	
Isotype: IgG	Full Name: aryl hydrocarbon receptor	
Immunogen Catalog Number: AG12193	Calculated MW: 848 aa, 96 kDa	

Applications

Tested Applications:
Cytometric bead array, Sandwich ELISA, Indirect ELISA, Sample test

Species Specificity:
human

Product Information

83369-1-PBS targets AHR as part of a matched antibody pair:

MP00397-1: 83369-4-PBS capture and 83369-1-PBS detection (validated in Cytometric bead array)

MP00397-3: 83369-7-PBS capture and 83369-1-PBS detection (validated in Sandwich ELISA)

Unconjugated rabbit recombinant monoclonal antibody in PBS only (BSA and azide free) storage buffer at a concentration of 1 mg/mL, ready for conjugation. Created using Proteintech's proprietary in-house recombinant technology. Recombinant production enables unrivalled batch-to-batch consistency, easy scale-up, and future security of supply.

This conjugation ready format makes antibodies ideal for use in many applications including: ELISAs, multiplex assays requiring matched pairs, mass cytometry, and multiplex imaging applications. Antibody use should be optimized by the end user for each application and assay.

Storage

Storage:
Store at -80°C.
Storage Buffer:
PBS Only

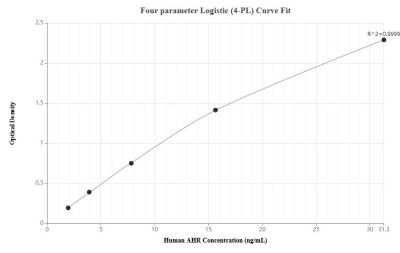
For technical support and original validation data for this product please contact:

T: 1 (888) 4PTGLAB (1-888-478-4522) (toll free in USA), or 1(312) 455-8498 (outside USA)

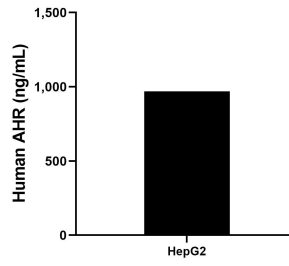
E: proteintech@ptglab.com
W: ptglab.com

This product is exclusively available under Proteintech Group brand and is not available to purchase from any other manufacturer.

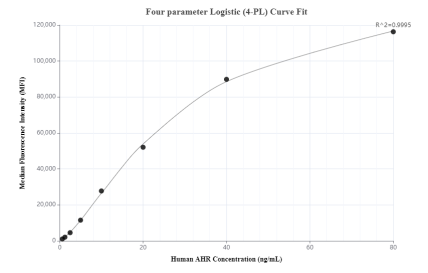
Selected Validation Data



Sandwich ELISA standard curve of MP00397-3, Human AHR Recombinant Matched Antibody Pair - PBS only. 83369-7-PBS was coated to a plate as the capture antibody and incubated with serial dilutions of standard Ag12193. 83369-1-PBS was HRP conjugated as the detection antibody. Range: 1.95-31.3 ng/mL



The mean AHR concentration was determined to be 968.54 ng/mL in HepG2 cell extract based on a 1.0 mg/mL extract load.



Cytometric bead array standard curve of MP00397-1, AHR Recombinant Matched Antibody Pair, PBS Only. Capture antibody: 83369-4-PBS. Detection antibody: 83369-1-PBS. Standard: Ag12193. Range: 0.625-80 ng/mL