

For Research Use Only

COPS8 Recombinant antibody, PBS Only (Capture)

Catalog Number: 83312-2-PBS



Basic Information

Catalog Number: 83312-2-PBS	GenBank Accession Number: BC003090	Purification Method: Protein A purification
Size: 100ug, Concentration: 1 mg/ml by Nanodrop;	GeneID (NCBI): 10920	CloneNo.: 240195F6
Source: Rabbit	UNIPROT ID: Q99627	
Isotype: IgG	Full Name: COP9 constitutive photomorphogenic homolog subunit 8 (Arabidopsis)	
Immunogen Catalog Number: AG0143	Calculated MW: 23 kDa	

Applications

Tested Applications:
Cytometric bead array, Indirect ELISA

Species Specificity:
human

Product Information

83312-2-PBS targets COPS8 as part of a matched antibody pair:

MP00336-1: 83312-2-PBS capture and 83312-3-PBS detection (validated in Cytometric bead array)

MP00336-2: 83312-2-PBS capture and 83312-1-PBS detection (validated in Cytometric bead array)

Unconjugated rabbit recombinant monoclonal antibody in PBS only (BSA and azide free) storage buffer at a concentration of 1 mg/mL, ready for conjugation. Created using Proteintech's proprietary in-house recombinant technology. Recombinant production enables unrivalled batch-to-batch consistency, easy scale-up, and future security of supply.

This conjugation ready format makes antibodies ideal for use in many applications including: ELISAs, multiplex assays requiring matched pairs, mass cytometry, and multiplex imaging applications. Antibody use should be optimized by the end user for each application and assay.

Storage

Storage:
Store at -80°C.
Storage Buffer:
PBS Only

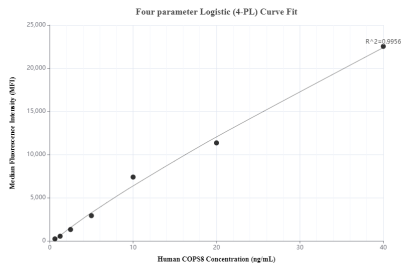
For technical support and original validation data for this product please contact:

T: 1 (888) 4PTGLAB (1-888-478-4522) (toll free
in USA), or 1(312) 455-8498 (outside USA)

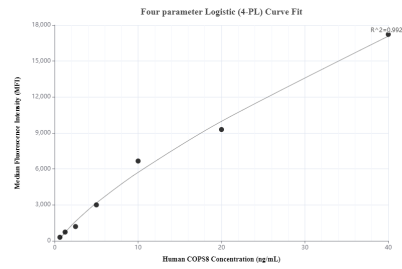
E: proteintech@ptglab.com
W: ptglab.com

This product is exclusively available under Proteintech Group brand and is not available to purchase from any other manufacturer.

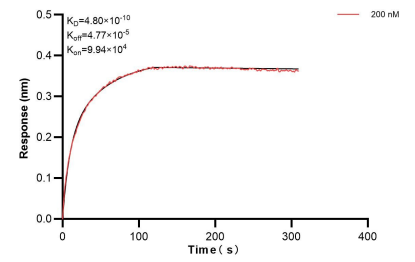
Selected Validation Data



Cytometric bead array standard curve of MP00336-1, COPS8 Recombinant Matched Antibody Pair, PBS Only. Capture antibody: 83312-2-PBS. Detection antibody: 83312-3-PBS. Standard: Ag0143. Range: 0.625-40 ng/mL



Cytometric bead array standard curve of MP00336-2, COPS8 Recombinant Matched Antibody Pair, PBS Only. Capture antibody: 83312-2-PBS. Detection antibody: 83312-1-PBS. Standard: Ag0143. Range: 0.625-40 ng/mL



Bi-layer interferometry (BLI) kinetic assay of 83312-2-PBS against Human COPS8 was performed. The affinity constant is 0.48 nM.