

For Research Use Only

Mouse HO-1/Hmox1 Recombinant antibody, PBS Only (Capture)

Catalog Number: 83291-4-PBS



Basic Information

Catalog Number: 83291-4-PBS	GenBank Accession Number: NM_010442.2	Purification Method: Protein A purification
Size: 100ug, Concentration: 1 mg/ml by Nanodrop;	GeneID (NCBI): 15368	CloneNo.: 240236H1
Source: Rabbit	UNIPROT ID: P14901	
Isotype: IgG	Full Name: heme oxygenase (decycling) 1	
	Calculated MW: 33 kDa	

Applications

Tested Applications:
Sandwich ELISA, Indirect ELISA, Sample test

Species Specificity:
mouse

Product Information

83291-4-PBS targets HO-1/Hmox1 as part of a matched antibody pair:

MP00318-3: 83291-4-PBS capture and 83291-2-PBS detection (validated in Sandwich ELISA)

Unconjugated rabbit recombinant monoclonal antibody in PBS only (BSA and azide free) storage buffer at a concentration of 1 mg/mL, ready for conjugation. Created using Proteintech's proprietary in-house recombinant technology. Recombinant production enables unrivalled batch-to-batch consistency, easy scale-up, and future security of supply.

This conjugation ready format makes antibodies ideal for use in many applications including: ELISAs, multiplex assays requiring matched pairs, mass cytometry, and multiplex imaging applications. Antibody use should be optimized by the end user for each application and assay.

Storage

Storage:
Store at -80°C.

Storage Buffer:
PBS Only

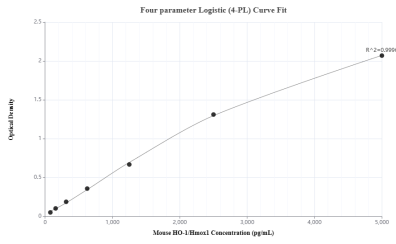
For technical support and original validation data for this product please contact:

T: 1 (888) 4PTGLAB (1-888-478-4522) (toll free in USA), or 1(312) 455-8498 (outside USA)

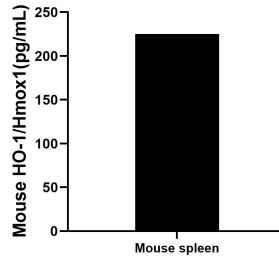
E: proteintech@ptglab.com
W: ptglab.com

This product is exclusively available under Proteintech Group brand and is not available to purchase from any other manufacturer.

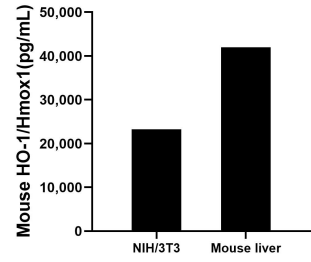
Selected Validation Data



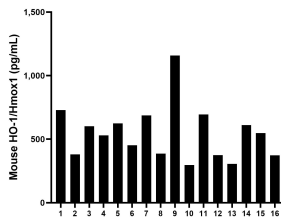
Sandwich ELISA standard curve of MP00318-3, mouse HO-1/Hmox Recombinant Matched Antibody Pair - PBS only. 83291-4-PBS was coated to a plate as the capture antibody and incubated with serial dilutions of standard: Eg0938. 83291-2-PBS was HRP conjugated as the detection antibody. Range: 78.1-5000 pg/mL



Mouse spleen tissue (3 spleen in 1-2 mm pieces in 100 mL of medium) was cultured in RPMI supplemented with 10% fetal bovine serum, 50 μ M β -mercaptoethanol, 2 mM L-glutamine, 100 U/mL penicillin, and 100 μ g/mL streptomycin sulfate. An aliquot of the cell culture supernatant was removed, assayed for mouse HO-1/Hmox1, and measured 225.2 pg/mL.



The mean mouse HO-1/Hmox1 concentration was determined to be 23,262.0 pg/mL in NIH/3T3 cell extract based on a 7.8 mg/mL extract load and 41,977.1 pg/mL in mouse liver extract based on a 5 mg/mL extract load.



Serum of sixteen mice was measured. The mouse HO-1/Hmox1 concentration of detected samples was determined to be 547.1 pg/mL with a range of 297.1 - 1,158.6 pg/mL.