

For Research Use Only

Hemoglobin Alpha Recombinant antibody, PBS Only (Capture/Detector)

Catalog Number: 83185-4-PBS



Basic Information

Catalog Number: 83185-4-PBS	GenBank Accession Number: BC050661	Purification Method: Protein A purification
Size: 100ug, Concentration: 1 mg/ml by Nanodrop;	GeneID (NCBI): 3039	CloneNo.: 240049H3
Source: Rabbit	UNIPROT ID: P69905	
Isotype: IgG	Full Name: hemoglobin, alpha 1	
Immunogen Catalog Number: AG6040	Calculated MW: 15 kDa	

Applications

Tested Applications:
Cytometric bead array, Sandwich ELISA, Indirect ELISA, Sample test

Species Specificity:
human

Product Information

83185-4-PBS targets Hemoglobin Alpha as part of a matched antibody pair.

MP00239-1: 83185-3-PBS capture and 83185-4-PBS detection (validated in Cytometric bead array)

MP00239-3: 83185-4-PBS capture and 83185-3-PBS detection (validated in Sandwich ELISA)

Unconjugated rabbit recombinant monoclonal antibody in PBS only (BSA and azide free) storage buffer at a concentration of 1 mg/mL, ready for conjugation. Created using Proteintech's proprietary in-house recombinant technology. Recombinant production enables unrivalled batch-to-batch consistency, easy scale-up, and future security of supply.

This conjugation ready format makes antibodies ideal for use in many applications including: ELISAs, multiplex assays requiring matched pairs, mass cytometry, and multiplex imaging applications. Antibody use should be optimized by the end user for each application and assay.

Storage

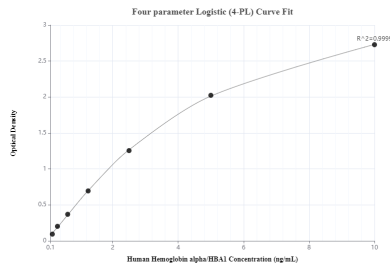
Storage:
Store at -80°C.

Storage Buffer:
PBS Only

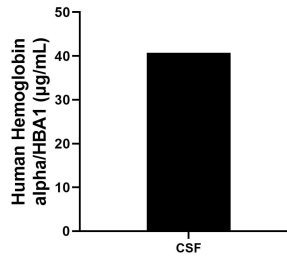
For technical support and original validation data for this product please contact:
T: 1 (888) 4PTGLAB (1-888-478-4522) (toll free in USA), or 1(312) 455-8498 (outside USA) E: proteintech@ptglab.com
W: ptglab.com

This product is exclusively available under Proteintech Group brand and is not available to purchase from any other manufacturer.

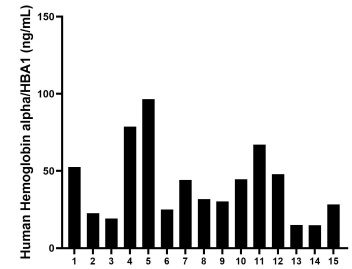
Selected Validation Data



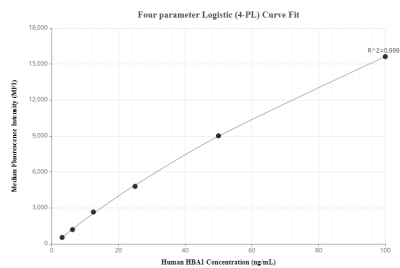
Sandwich ELISA standard curve of MP00239-3, Human Hemoglobin alpha Recombinant Matched Antibody Pair - PBS only. 83185-4-PBS was coated to a plate as the capture antibody and incubated with serial dilutions of standard Ag6040. 83185-3-PBS was HRP conjugated as the detection antibody. Range: 0.156-10 ng/mL



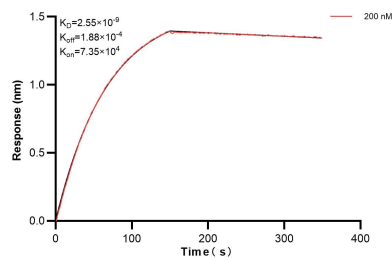
The mean Hemoglobin alpha concentration was determined to be 40.7 µg/mL in Human CSF



Serum of fifteen individual healthy human was measured. The Hemoglobin alpha concentration of detected samples was determined to be 41.2 pg/mL with a range of 14.8-96.6 ng/mL.



Cytometric bead array standard curve of MP00239-1, Hemoglobin alpha Recombinant Matched Antibody Pair, PBS Only. Capture antibody: 83185-3-PBS. Detection antibody: 83185-4-PBS. Standard: Ag6040. Range: 3.125-100 ng/mL



Biolayer interferometry (BLI) kinetic assay of 83185-4-PBS against Human Hemoglobin Alpha was performed. The affinity constant is 2.55 nM.