

For Research Use Only

STK39 Recombinant antibody, PBS Only (Detector)

Catalog Number: 83081-1-PBS



Basic Information

Catalog Number: 83081-1-PBS	GenBank Accession Number: BC166614	Purification Method: Protein A purification
Size: 100ug, Concentration: 1mg/ml by Nanodrop;	GeneID (NCBI): 27347	CloneNo.: 230382C5
Source: Rabbit	UNIPROT ID: Q9UEW8	
Isotype: IgG	Full Name: serine threonine kinase 39 (STE20/SPS1 homolog, yeast)	
Immunogen Catalog Number: AG34503	Calculated MW: 59 kDa	

Applications

Tested Applications:
Cytometric bead array, Sandwich ELISA, Indirect ELISA,
Sample test

Species Specificity:
human

Product Information

83081-1-PBS targets STK39 as part of a matched antibody pair:

MP00106-1: 83081-3-PBS capture and 83081-1-PBS detection (validated in Cytometric bead array)

MP00106-3: 83081-2-PBS capture and 83081-1-PBS detection (validated in Sandwich ELISA)

Unconjugated rabbit recombinant monoclonal antibody in PBS only (BSA and azide free) storage buffer at a concentration of 1 mg/mL, ready for conjugation. Created using Proteintech's proprietary in-house recombinant technology. Recombinant production enables unrivalled batch-to-batch consistency, easy scale-up, and future security of supply.

This conjugation ready format makes antibodies ideal for use in many applications including: ELISAs, multiplex assays requiring matched pairs, mass cytometry, and multiplex imaging applications. Antibody use should be optimized by the end user for each application and assay.

Storage

Storage:
Store at -80°C.
Storage Buffer:
100% PBS pH 7.3

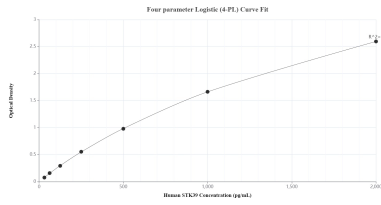
For technical support and original validation data for this product please contact:

T: 1 (888) 4PTGLAB (1-888-478-4522) (toll free
in USA), or 1(312) 455-8498 (outside USA)

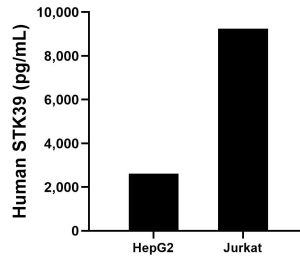
E: proteintech@ptglab.com
W: ptglab.com

This product is exclusively available under Proteintech Group brand and is not available to purchase from any other manufacturer.

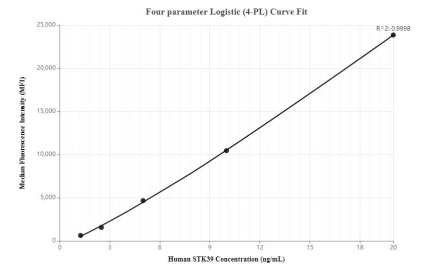
Selected Validation Data



Sandwich ELISA standard curve of MP00106-3, Human STK39 Recombinant Matched Antibody Pair - PBS only. 83081-2-PBS was coated to a plate as the capture antibody and incubated with serial dilutions of standard Ag34503. 83081-1-PBS was HRP conjugated as the detection antibody. Range: 31.3-2000 pg/mL



The mean STK39 concentration was determined to be 2,623.5 pg/mL in HepG2 cell extract based on a 4.2 mg/mL extract load and 9,245.2 pg/mL in Jurkat cell extract based on a 4.6 mg/mL extract load.



Cytometric bead array standard curve of MP00106-1, STK39 Recombinant Matched Antibody Pair, PBS Only. Capture antibody: 83081-3-PBS. Detection antibody: 83081-1-PBS. Standard: Ag34503. Range: 1.25-20 ng/mL