

For Research Use Only

PFAS Recombinant antibody, PBS Only (Detector)

Catalog Number: 83074-1-PBS



Basic Information

Catalog Number: 83074-1-PBS	GenBank Accession Number: BC167158	Purification Method: Protein A purification
Size: 100ug, Concentration: 1mg/ml by Nanodrop;	GeneID (NCBI): 5198	CloneNo.: 230422A5
Source: Rabbit	UNIPROT ID: O15067	
Isotype: IgG	Full Name: phosphoribosylformylglycinamide synthase	
Immunogen Catalog Number: AG20162	Calculated MW: 1338 aa, 145 kDa	

Applications

Tested Applications:
Cytometric bead array, Sandwich ELISA, Indirect ELISA, Sample test

Species Specificity:
human

Product Information

83074-1-PBS targets PFAS as part of a matched antibody pair:

MP00064-1: 83074-2-PBS capture and 83074-1-PBS detection (validated in Cytometric bead array, Sandwich ELISA)

Unconjugated rabbit recombinant monoclonal antibody in PBS only (BSA and azide free) storage buffer at a concentration of 1 mg/mL, ready for conjugation. Created using Proteintech's proprietary in-house recombinant technology. Recombinant production enables unrivalled batch-to-batch consistency, easy scale-up, and future security of supply.

This conjugation ready format makes antibodies ideal for use in many applications including: ELISAs, multiplex assays requiring matched pairs, mass cytometry, and multiplex imaging applications. Antibody use should be optimized by the end user for each application and assay.

Storage

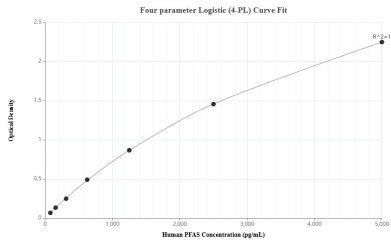
Storage:
Store at -80°C.

Storage Buffer:
100% PBS pH 7.3

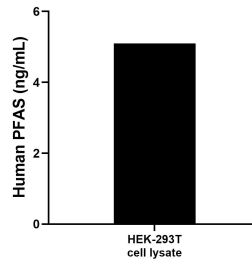
For technical support and original validation data for this product please contact:
T: 1 (888) 4PTGLAB (1-888-478-4522) (toll free in USA), or 1(312) 455-8498 (outside USA) E: proteintech@ptglab.com
W: ptglab.com

This product is exclusively available under Proteintech Group brand and is not available to purchase from any other manufacturer.

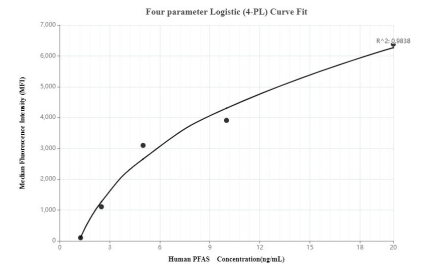
Selected Validation Data



Sandwich ELISA standard curve of MP00064-1, Human PFAS Recombinant Matched Antibody Pair - PBS only. 83074-2-PBS was coated to a plate as the capture antibody and incubated with serial dilutions of standard Ag20162. 83074-1-PBS was HRP conjugated as the detection antibody. Range: 78.1-5000 pg/mL



HEK-293T cell lysate was measured. The human PFAS concentration of detected samples was determined to be 5.10 ng/mL (based on a 1.4 mg/mL extract load).



Cytometric bead array standard curve of MP00064-1, PFAS Recombinant Matched Antibody Pair, PBS Only. Capture antibody: 83074-2-PBS. Detection antibody: 83074-1-PBS. Standard: Ag20162. Range: 1.25-20 ng/mL