

For Research Use Only

GABRA2 Recombinant antibody, PBS Only (Capture/Detector)

Catalog Number: 83057-2-PBS



Basic Information

Catalog Number: 83057-2-PBS	GenBank Accession Number: NM_000807	Purification Method: Protein A purification
Size: 100ug, Concentration: 1mg/ml by Nanodrop;	GeneID (NCBI): 2555	CloneNo.: 230158E6
Source: Rabbit	UNIPROT ID: P47869	
Isotype: IgG	Full Name: gamma-aminobutyric acid (GABA) A receptor, alpha 2	
Immunogen Catalog Number: AG29301	Calculated MW: 51 kDa	
	Observed MW: 50-51 kDa	

Applications

Tested Applications:
WB, FC (Intra), Cytometric bead array, Indirect ELISA

Species Specificity:
human, mouse, rat

Product Information

83057-2-PBS targets GABRA2 as part of a matched antibody pair:

MP00067-2: 83057-3-PBS capture and 83057-2-PBS detection (validated in Cytometric bead array)

MP00067-3: 83057-2-PBS capture and 83057-4-PBS detection (validated in Cytometric bead array)

Unconjugated rabbit recombinant monoclonal antibody in PBS only (BSA and azide free) storage buffer at a concentration of 1 mg/mL, ready for conjugation. Created using Proteintech's proprietary in-house recombinant technology. Recombinant production enables unrivalled batch-to-batch consistency, easy scale-up, and future security of supply.

This conjugation ready format makes antibodies ideal for use in many applications including: ELISAs, multiplex assays requiring matched pairs, mass cytometry, and multiplex imaging applications. Antibody use should be optimized by the end user for each application and assay.

Background Information

GABRA2 (gamma-aminobutyric acid type A receptor subunit alpha2), also known as DEE78. It is expected to be located in cell membrane, and the protein is highly expressed in brain. The protein is a ligand-gated chloride channel, which is a component of the heteropentameric receptor for GABA, the major inhibitory neurotransmitter in the brain (PubMed:29961870). It also plays an important role in the formation of functional inhibitory GABAergic synapses in addition to mediating synaptic inhibition as a GABA-gated ion channel (PubMed:29961870). The calculated molecular weight of GABRA2 is 51 kDa.

Storage

Storage:
Store at -80°C.

Storage Buffer:
100% PBS pH 7.3

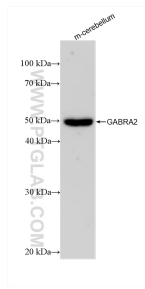
For technical support and original validation data for this product please contact:

T: 1 (888) 4PTGLAB (1-888-478-4522) (toll free in USA), or 1(312) 455-8498 (outside USA)


E: proteintech@ptglab.com
W: ptglab.com

This product is exclusively available under Proteintech Group brand and is not available to purchase from any other manufacturer.

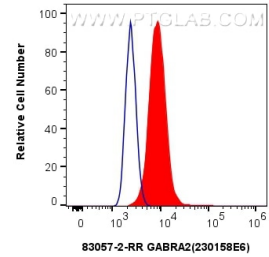
Selected Validation Data



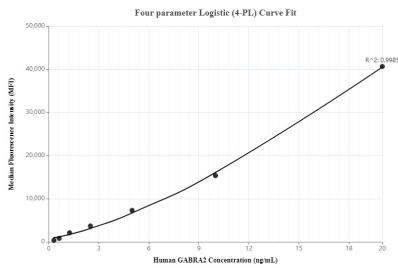
mouse cerebellum tissue were subjected to SDS PAGE followed by western blot with 83057-2-RR (GABRA2 antibody) at dilution of 1:5000 incubated at room temperature for 1.5 hours. This data was developed using the same antibody clone with 83057-2-PBS in a different storage buffer formulation.



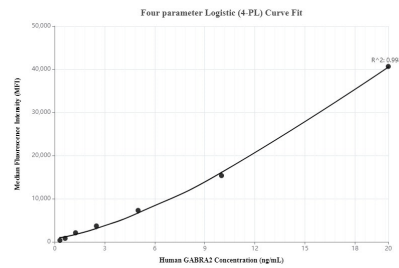
Various lysates were subjected to SDS PAGE followed by western blot with 83057-2-RR (GABRA2 antibody) at dilution of 1:5000 incubated at room temperature for 1.5 hours. This data was developed using the same antibody clone with 83057-2-PBS in a different storage buffer formulation.



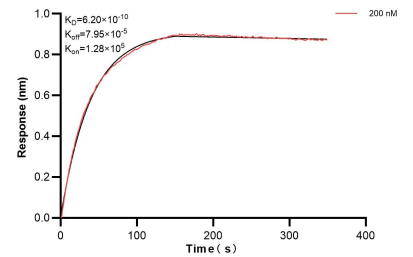
1x10⁶ HeLa cells were intracellularly stained with 0.25 ug GABRA2 Recombinant antibody (83057-2-RR, Clone:230158E6) and CoraLite@488-Conjugated AffiniPure Goat Anti-Rabbit IgG(H+L) (SA00013-2)(red), or 0.25 ug Isotype Control (blue). Cells were fixed with 4% PFA and permeabilized with Flow Cytometry Perm Buffer (PF00011-C). This data was developed using the same antibody clone with 83057-2-PBS in a different storage buffer formulation.



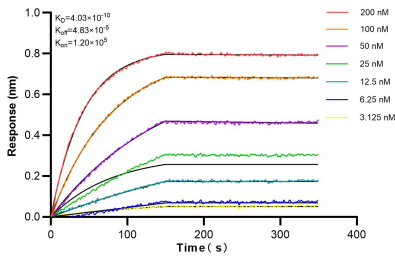
Cytometric bead array standard curve of MP00067-2, GABRA2 Recombinant Matched Antibody Pair, PBS Only. Capture antibody: 83057-3-PBS. Detection antibody: 83057-2-PBS. Standard: Ag29301. Range: 0.312-20 ng/mL.



Cytometric bead array standard curve of MP00067-3, GABRA2 Recombinant Matched Antibody Pair, PBS Only. Capture antibody: 83057-2-PBS. Detection antibody: 83057-4-PBS. Standard: Ag29301. Range: 0.312-20 ng/mL.



Bi-layer interferometry (BLI) kinetic assay of 83057-2-PBS against Human GABRA2 was performed. The affinity constant is 0.62 nM.



Bi-layer interferometry (BLI) kinetic assays of 83057-2-RR against Human GABRA2 were performed. The affinity constant is 0.403 nM.