

For Research Use Only

# CLDN16 Recombinant antibody, PBS Only



Catalog Number: 82954-1-PBS

## Basic Information

<b>Catalog Number:</b> 82954-1-PBS	<b>GenBank Accession Number:</b> BC069682	<b>Purification Method:</b> Protein A purification
<b>Size:</b> 100ug , Concentration: 1mg/ml by Nanodrop;	<b>GeneID (NCBI):</b> 10686	<b>CloneNo.:</b> 230193G3
<b>Source:</b> Rabbit	<b>UNIPROT ID:</b> Q9Y5I7	
<b>Isotype:</b> IgG	<b>Full Name:</b> claudin 16	
<b>Immunogen Catalog Number:</b> AG26531	<b>Calculated MW:</b> 305 aa, 34 kDa	

## Applications

**Tested Applications:**  
IHC, IF/ICC, Indirect ELISA

**Species Specificity:**  
human, mouse

## Storage

**Storage:**  
Store at -80°C.  
**Storage Buffer:**  
PBS Only

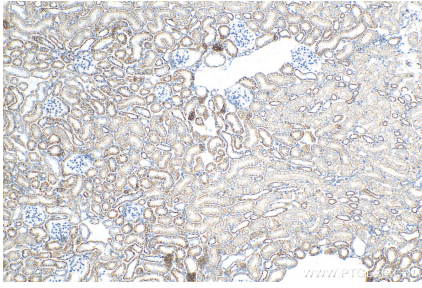
For technical support and original validation data for this product please contact:

T: 1 (888) 4PTGLAB (1-888-478-4522) (toll free in USA), or 1(312) 455-8498 (outside USA)

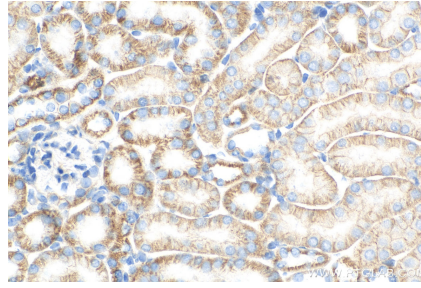
E: [proteintech@ptglab.com](mailto:proteintech@ptglab.com)  
W: [ptglab.com](http://ptglab.com)

This product is exclusively available under Proteintech Group brand and is not available to purchase from any other manufacturer.

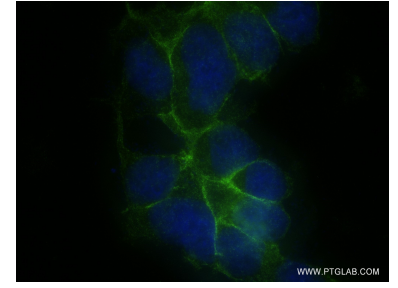
## Selected Validation Data



Immunohistochemical analysis of paraffin-embedded mouse kidney tissue slide using 82954-1-RR (CLDN16 antibody) at dilution of 1:400 (under 10x lens). Heat mediated antigen retrieval with Tris-EDTA buffer (pH 9.0). This data was developed using the same antibody clone with 82954-1-PBS in a different storage buffer formulation.



Immunohistochemical analysis of paraffin-embedded mouse kidney tissue slide using 82954-1-RR (CLDN16 antibody) at dilution of 1:400 (under 40x lens). Heat mediated antigen retrieval with Tris-EDTA buffer (pH 9.0). This data was developed using the same antibody clone with 82954-1-PBS in a different storage buffer formulation.



Immunofluorescent analysis of (4% PFA) fixed HEK-293 cells using CLDN16 antibody (82954-1-RR, Clone: 230193G3) at dilution of 1:200 and CoraLite®488-Conjugated AffiniPure Goat Anti-Rabbit IgG(H+L) (SA00013-2). This data was developed using the same antibody clone with 82954-1-PBS in a different storage buffer formulation.