

For Research Use Only

# CD147 Recombinant antibody, PBS Only (Capture)

Catalog Number:82909-6-PBS



## Basic Information

<b>Catalog Number:</b> 82909-6-PBS	<b>GenBank Accession Number:</b> BC009040	<b>Purification Method:</b> Protein A purification
<b>Size:</b> 100ug, Concentration: 1mg/ml by Nanodrop;	<b>GeneID (NCBI):</b> 682	<b>CloneNo.:</b> 230046G9
<b>Source:</b> Rabbit	<b>UNIPROT ID:</b> P35613	
<b>Isotype:</b> IgG	<b>Full Name:</b> basigin (Ok blood group)	
	<b>Calculated MW:</b> 385 aa, 42 kDa	

## Applications

**Tested Applications:**  
Sandwich ELISA, Indirect ELISA, Cytometric bead array

**Species Specificity:**  
Human

## Product Information

82909-6-PBS targets CD147 as part of a matched antibody pair:

MP00004-1: 82909-6-PBS capture and 82909-4-PBS detection (validated in Cytometric bead array, Sandwich ELISA)

MP00004-2: 82909-6-PBS capture and 82909-5-PBS detection (validated in Cytometric bead array)

MP00004-4: 82909-6-PBS capture and 82909-3-PBS detection (validated in Sandwich ELISA)

Unconjugated rabbit recombinant monoclonal antibody in PBS only (BSA and azide free) storage buffer at a concentration of 1 mg/mL, ready for conjugation. Created using Proteintech's proprietary in-house recombinant technology. Recombinant production enables unrivalled batch-to-batch consistency, easy scale-up, and future security of supply.

This conjugation ready format makes antibodies ideal for use in many applications including: ELISAs, multiplex assays requiring matched pairs, mass cytometry, and multiplex imaging applications. Antibody use should be optimized by the end user for each application and assay.

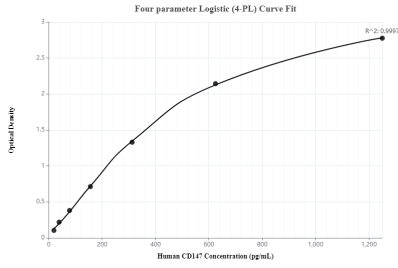
## Storage

**Storage:**  
Store at -80°C.  
**Storage Buffer:**  
100% PBS pH 7.3

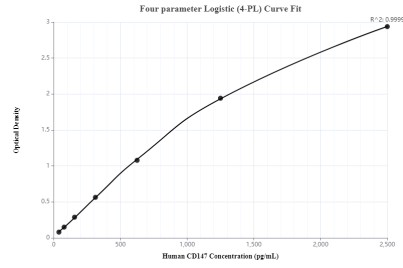
For technical support and original validation data for this product please contact:  
T: 1 (888) 4PTGLAB (1-888-478-4522) (toll free in USA), or 1(312) 455-8498 (outside USA)      E: proteintech@ptglab.com  
W: ptglab.com

**This product is exclusively available under Proteintech Group brand and is not available to purchase from any other manufacturer.**

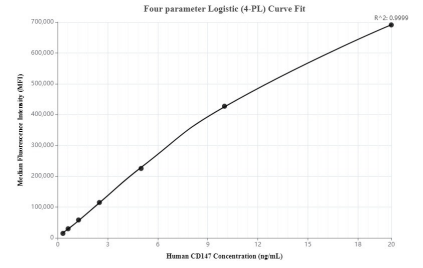
## Selected Validation Data



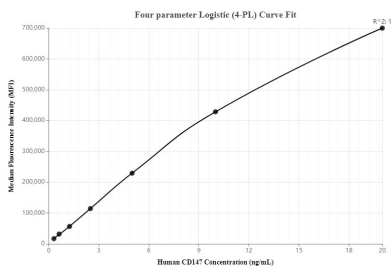
Sandwich ELISA standard curve of MP00004-1, CD147 Recombinant Matched Antibody Pair, PBS Only. Capture antibody: 82909-6-PBS. Detection antibody: 82909-4-PBS. Standard: Eg0436. Range: 20-1250 pg/mL.



Sandwich ELISA standard curve of MP00004-4, CD147 Recombinant Matched Antibody Pair, PBS Only. Capture antibody: 82909-6-PBS. Detection antibody: 82909-3-PBS. Standard: Eg0436. Range: 39.05-2500 pg/mL.



Cytometric bead array standard curve of MP00004-1, CD147 Recombinant Matched Antibody Pair, PBS Only. Capture antibody: 82909-6-PBS. Detection antibody: 82909-4-PBS. Standard: Eg0436. Range: 0.625-20 ng/mL.



Cytometric bead array standard curve of MP00004-2, CD147 Recombinant Matched Antibody Pair, PBS Only. Capture antibody: 82909-6-PBS. Detection antibody: 82909-5-PBS. Standard: Eg0436. Range: 0.625-20 ng/mL.